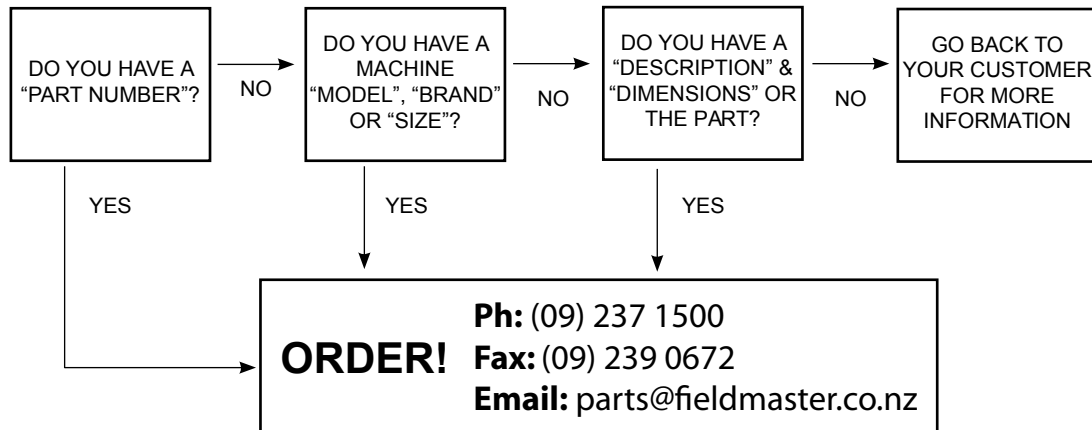
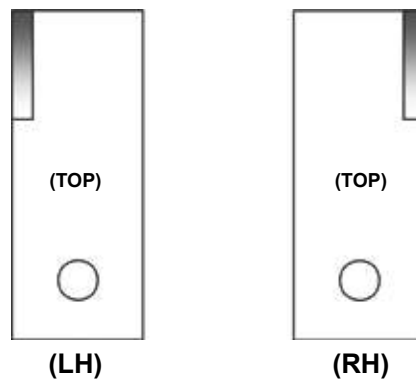


# How To Operate & Identify Parts



## LH or RH Blade?

*To identify a left hand or right hand cutting blade, always view from a top of the blade and put it on the bench in front of you*



### Notes:

1. A conventional rear mounted rotary mower or slasher normally use LH blades.
2. Blade dimensions in this catalogue normally refer to "overall" length.

**For information on the following models, please refer / download the manuals from the recommended website (ensure you have the correct model code number):**

- |   |  |
|---|--|
| • Chip n Vac                              | <a href="http://www.agri-fab.com">www.agri-fab.com</a>     |
| • T44 Trailmower                          | <a href="http://www.swisherinc.com">www.swisherinc.com</a> |
| • Finish Cut 160 / Rough Cut Trail Mowers | <a href="http://www.agri-fab.com">www.agri-fab.com</a>     |
| • Trailers, Carts, Fertiliser Spreaders   | <a href="http://www.agri-fab.com">www.agri-fab.com</a>     |
| • Lawn Sweepers                           | <a href="http://www.agri-fab.com">www.agri-fab.com</a>     |
| • Trim Max / Roll n Trim                  | <a href="http://www.swisherinc.com">www.swisherinc.com</a> |



# Index

| <b>PARTS</b>   | <b>PAGES</b> |
|--|--------------|
| Gearboxes - For Slashers & Mowers                        | 1-5          |
| Gearbox Exploded Parts Drawings                          | 55-63        |
| Driveshafts & Friction Clutches                          | 6            |
| Flails/Blades/Cutterbars/Cuttertips                      | 7-15         |
| Flail Bolts/Nuts & Bushes                                | 16           |
| Spindle Assemblies                                       | 17-19        |
| Rollers for Mowers & Toppers                             | 42           |
| <b>MACHINES: Exploded Views</b>                          |              |
| <b>Sabre</b>   | 20-21        |
| <b>M Series</b>  | 22-23        |
| <b>HD Series</b>   | 24-25        |
| <b>Jumbo</b>   | 26           |
| <b>Titan</b>   | 27           |
| <b>Gearmower: GMM, GMT, GMR, GMS</b>                     | 36           |
| <b>MX Series</b>   | 37           |
| <b>XHD Series</b>  | 38-39        |
| <b>TM &amp; PM 5000 Series</b> (Belt Drive)              | 40-43        |
| <b>Mini Park Mower</b>                                   | 44           |
| <b>Broadcare Series</b>                                  | 45           |
| <b>WM430 - Vector Folding Wingmower</b>                  | 46-47        |
| <b>Estate Finishing Mower</b>                            | 48-49        |
| <b>Quad Topper</b> ATV Tow Mowers                        | 50-51        |
| <b>Quad Estate</b> ATV Mowers                            | 52           |
| <b>Box Scrapper</b> Blades/Landscape <b>Finger Rakes</b> | 53           |
| <b>Ezi-Bore</b> Post Hole Borer                          | 54           |
| <b>Post Drivers</b> Farmer/Fencer/Contractor             | 64-66        |
| <b>Side Shift Bases</b> for Post Drivers                 | 67           |
| <b>Hydraulic Rock Spike</b> Extractor                    | 67           |

# Slasher Gear Boxes



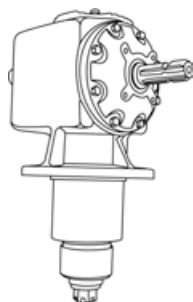
\*

| PART NO. | RATIO  | HP RATING | INPUT SHAFT     | COMMENTS   |
|----------|--------|-----------|-----------------|--|
| 1.004    | 1:1.93 | 40 HP     | 1 3/8" 6 Spline | Replaces: Borg Warner 10.30 Series and Comer LF135A<br>Used on: Sabre Slashes and Smaller Mowzip |

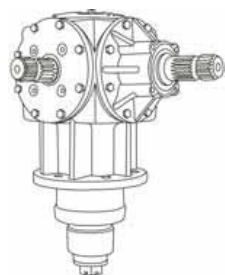


\*

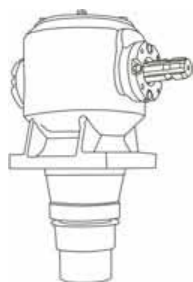
| PART NO. | RATIO  | HP RATING | INPUT SHAFT     | COMMENTS   |
|----------|--------|-----------|-----------------|--|
| 1.114    | 1:1.46 | 75 HP     | 1 3/8" 6 Spline | Replaces: Borg Warner 10.50 Series and Corner LF17A<br>Used on: Gearmowers, XHD and Mowzip |
| 1.265    | 1:1.93 | 75 HP     | 1 3/8" 6 Spline |  |
| 1.028    | 1:1.46 | 90 HP     | 1 3/8" 6 Spline |  |



| PART NO. | RATIO            | HP RATING | INPUT SHAFT      | COMMENTS   |
|----------|------------------|-----------|------------------|--|
| 1.307    | 1:1.46 (540 HP)  | 130 HP    | 1 3/4" 20 Spline | Replaces: Borg Warner WA57 and Comer 274.D.274.201<br>(re drill deck to mount)<br>Used on: HD Series, Slashers etc |
| 1.405    | 1:1.21 (1000rpm) | 130 HP    | 1 3/4" 20 Spline |  |
| 1.261    | 1:1              | 130 HP    | 1 3/4" 20 Spline |  |



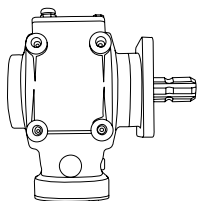
| PART NO. | RATIO  | HP RATING | INPUT SHAFT      | COMMENTS   |
|----------|--------|-----------|------------------|--|
| 1.670    | 1:1.48 | 130 HP    | 1 3/4" 20 Spline | Use with 1.307/405/261 on multihead slashers<br>Used on: Gear mower 300 and 330 models |



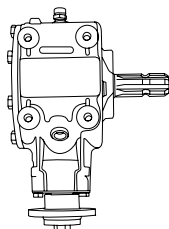
| PART NO. | RATIO | HP RATING | INPUT SHAFT      | COMMENTS   |
|----------|-------|-----------|------------------|--|
| 1.363    | 1:32  | 180 HP    | 1 3/4" 20 Spline | Very Heavy Duty Brush Cutter Gearbox<br>Used on: Jumbo and Titan rotary slashers |

\* - Most Popular.

## Belt Drive Mower Gearboxes

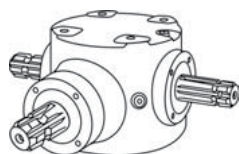


| PART NO.   | RATIO  | HP | OUTPUT SHAFT | COMMENTS  |
|------------|--------|----|--------------|---|
| 2020190015 | 1:1.93 | 40 | 31.75 mm     | Suits Miniparkmower: (40hp) Replaces Comer T19A |
| 2071.31    | 1:3.10 | 90 | 40 mm        | Suits Flail mulchers/forages (75hp)             |



| PART NO. | RATIO  | HP | OUTPUT SHAFT | COMMENTS                           |
|----------|--------|----|--------------|------------------------------------|
| 1.193    | 1:2.83 | 40 | 1 1/4"       | Suits Lightweight Finishing Mowers |
| 1.235    | 1:1.93 | 40 | 1 1/4"       | OM/PM Fieldmaster                  |

## Centre 'T' Gearboxes



| PART NO.    | RATIO  | HP  | OUTPUT SHAFT     | COMMENTS                            |
|-------------|--------|-----|------------------|-------------------------------------|
| 1.666       | 1:1.46 | 120 | 1 3/4" 20 Spline | GM270 Centre Gearbox 160-270 Centre |
| 2155200G444 | 1:1    | 200 | 1 3/4" 20 Spline | Titan Centre Gearbox                |

## Post Hole Digger Gearboxes

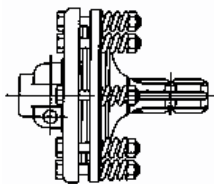


| PART NO. | RATIO | HP | OUTPUT SHAFT | COMMENTS                         |
|----------|-------|----|--------------|----------------------------------|
| 1.082    | 3:1   | 40 | 50mm (2")    | 1 1/4" Plain Shaft (Eiz-bore 40) |
| 1.084    | 4:1   | 80 | 50mm (2")    | 1 1/4" Plain Shaft (Eiz-bore 80) |

Post hole digger gear boxes are used with shear pin yokes. See driveshafts to suit on page 3

## 'Slip On' Friction Slip Clutches


Complete Clutch



| PART NO. | DESCRIPTION   | NO. DISCS | USED ON                     |
|----------|---|-----------|-----------------------------|
| 643141   | Friction clutch suits 15 - 40 hp (1 3/8" x 6 Spline)  | 2         | Sabre                       |
| 643248   | Friction clutch suits 30 - 85 hp (1 3/8" x 6 Spline)  | 2         | M-Series/GMT/GMR/GMS        |
| 643354   | Friction clutch suits 70 - 120 hp (1 3/8" x 6 Spline) | 4         | HD/GMM 180-230              |
| 6790     | Friction clutch suits 70 - 120 hp (1 3/8" x 6 Spline) | 4         | HD Series/Jumbo/GMM 270-300 |
| 7242     | GM/HP Slip Clutch 100HP 1-3/4 20x                     | 4         | GM Series                   |

## Friction Slip Clutch Discs

Clutch disc/linings



| PART NO.  | DESCRIPTION                 | USED ON             |
|-----------|-----------------------------|---------------------|
| 247000A   | 152 x 90mm Clutch disc only |                     |
| 247000061 | 160 x 97mm Clutch disc only | FF 2/4 - (A6086243) |
| 247006251 | 141 x 77mm Clutch disc only |                     |
| 247000054 | 140 x 84mm Clutch disc only | FF 1/3              |
| 247006351 | 162 x 85mm Clutch disc only | FV 42/44 - GM 300   |
| 3721      | 165 x 63mm Clutch disc only | GM Slide on (HD)    |

## PTO Driveshafts




| MACHINE     | DRIVESHAFT | IMP END    | TRACTOR END | OVERALL LENGTH | SERIES |
|-------------|------------|------------|-------------|----------------|--------|
| SABRE 1200  | A4061007   | 1-3/8" X6  | 1-3/8" X6   | 0.95m          | 4      |
| SABRE 1500  | A4086007   | 1-3/8" X6  | 1-3/8" X6   | 1.00m          | 4      |
| M60/70      | A6086007   | 1-3/8" X6  | 1-3/8" X6   | 1.00m          | 6      |
| HD60/70     | A8091010   | 1-3/8" X6  | 1-3/8" X6   | 1.15m          | 8      |
| JUMBO       | A8091010   | 1-3/4" X20 | 1-3/8" X6   | 1.15m          | 8      |
| TITAN       | A8091010   | 1-3/4" X20 | 1-3/8" X6   | 1.15m          | 8      |
| TM/PM       | A6086007   | 1-3/8" X6  | 1-3/8" X6   | 1.00m          | 6      |
| MINIPARK    | A6086007   | 1-3/8" X6  | 1-3/8" X6   | 0.95m          | 4      |
| ESTATE      | A6086007   | 1-3/8" X6  | 1-3/8" X6   | 1.00m          | 4      |
| VECTOR      | A6086007   | 1-3/8" X6  | 1-3/8" X6   | 1.00m          | 6      |
| GM180-230   | A6086007   | 1-3/8" X6  | 1-3/8" X6   | 1.00m          | 6      |
| GM270       | A8091010   | 1-3/4" X20 | 1-3/8" X6   | 1.15m          | 8      |
| GM300       | A8075010   | 1-3/4" X20 | 1-3/8" X6   | 1.00m          | 8      |
| MX60/70     | A6086007   | 1-3/8" X6  | 1-3/8" X6   | 1.00m          | 6      |
| VORTEX      | A6086007   | 1-3/8" X6  | 1-3/8" X6   | 1.00m          | 6      |
| EZI-BORE 40 | A4151613   | 1-3/8" X6  | 1-3/8" X6   | 1.50m          | 4      |
| EZI-BORE 80 | A4151613   | 1-3/8" X6  | 1-3/8" X6   | 1.50m          | 6      |

# Stepped & Kinked Flails



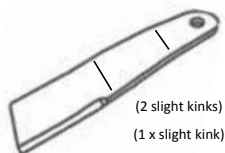
| PART NO. | LENGTH | WIDTH | THICKNESS | HOLE Ø | STEP | FIXING         | SUITS              |
|----------|--------|-------|-----------|--------|------|----------------|--------------------|
| 118.7600 | 225    | 75    | 8         | 1 1/4" | 30   | 2446P          | Mowzip             |
| 118.7200 | 355    | 75    | 10        | 1 1/4" | 60   | 2446P          | Mowzip             |
| 120.102  | 350    | 90    | 10        | 35     | 60   | -              | Import Eco-Slasher |
| 2376     | 370    | 75    | 8         | 1 1/4" | 25   | 2446P          | Mowzip             |
| 2353     | 375    | 75    | 8         | 1 1/4" | 85   | 2446P          | Mowzip             |
| 2380     | 375    | 100   | 10        | 1 1/4" | 90   | 2446P          | Mowzip             |
| 2377     | 395    | 90    | 10        | 1 1/4" | 90   | 2446P          | Mowzip             |
| 920508   | 405    | 100   | 10        | 1 1/2" | 75   | 1008P          | Flailmaster        |
| 980901   | 425    | 65    | 10        | 7/8"   | 75   | 1009P          | Fieldmaster        |
| 1572     | 440    | 65    | 10        | 1"     | 50   | 188P           | Fieldmaster        |
| V6014    | 525    | 90    | 10        | 35     | 85   | V6016          | Vogal              |
| 713016   | 450    | 90    | 10        | 39     | 70   | 24816 + 110025 | Gallagher          |
| 1563J2   | 560    | 63    | 12.7      | 7/8"   | 85   | 1009P          | Fieldmaster        |
| 1567     | 560    | 65    | 10        | 1"     | 50   | 188P           | Fieldmaster        |
| 1570     | 610    | 65    | 10        | 1"     | 60   | 188P           | Fieldmaster        |
| 5525     | 700    | 90    | 10        | 1 1/2" | 50   | 1008P          | Fieldmaster        |
| 2378     | 425    | 90    | 10        | 1 1/4" | 20   | 2445P          | Mowzip             |
| 700 0108 | 380    | 60    | 12        | 7/8"   | 50   | 1008           | Giltrap            |
| 700 0105 | 465    | 60    | 12        | 7/8"   | 50   | 1008           | Giltrap            |

\*\* Cutting edge both sides



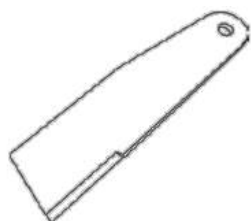
| PART NO. | LENGTH | WIDTH | THICKNESS | HOLE Ø | STEP | FIXING       | SUITS                    |
|----------|--------|-------|-----------|--------|------|--------------|--------------------------|
| 1050 LH  | 345    | 100   | 10        | 1 1/4" | N/A  | 2443         | Gearmower 180            |
| 1050 RH  |        |       |           |        | N/A  |              |                          |
| 1060 LH  | 406    | 100   | 10        | 1 1/4" | N/A  | 2443.01      | HD60                     |
| 1060 RH  |        |       |           |        | N/A  | 2443         | Gearmower 200 & 300      |
| 1070 LH  | 460    | 100   | 10        | 1 1/4" | N/A  | 2443.01      | HD70 (4 blade)           |
| 1070 RH  |        |       |           |        | N/A  | 2443         | Gearmower 230 & 330      |
| 1080.02  | 525    | 100   | 10        | 1 1/4" | N/A  | 2443.01      | HD80 (4 blade)           |
| 1080 LH  | 565    | 100   | 10        | 1 1/4" | N/A  | 2443         | M80, HD70, Gearmower 270 |
| 1080 RH  |        |       |           |        | N/A  |              |                          |
| 100L     | 295    | 75    | 11        | 1 1/4" | N/A  | 2443         | GM160                    |
| 100R     |        |       |           |        | N/A  |              |                          |
| 150L     | 295    | 75    | 11        | 1 1/4" | N/A  | 2443         | GM160                    |
| 150R     |        |       |           |        | N/A  |              |                          |
| 200L     | 340    | 75    | 11        | 1 1/4" | N/A  | 920500 & 188 | Infield                  |
| 200R     |        |       |           |        | N/A  |              |                          |
| 300L     | 400    | 100   | 13        | 1 1/4" | N/A  | 920500 & 188 | Infield                  |
| 300R     |        |       |           |        | N/A  |              |                          |
| 500L     | 500    | 100   | 13        | 1 1/4" | N/A  | 920500 & 188 | Infield                  |
| 500R     |        |       |           |        | N/A  |              |                          |

\* RH cuts opposite way to pic shown



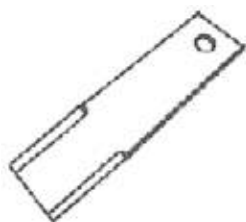
| PART NO.  | LENGTH | WIDTH | THICKNESS | HOLE Ø | STEP | FIXING              | SUITS       |
|-----------|--------|-------|-----------|--------|------|---------------------|-------------|
| 1568      | 400    | 100   | 10        | 7/8"   | N/A  | 1009-P              | Flailmaster |
| 1563      | 545    | 75    | 8         | 7/8"   | N/A  | 1009-P              | Fieldmaster |
| 920451    | 497    | 100   | 12        | 36mm   | N/A  | FST                 | Batwing     |
| 920507.01 | 405    | 100   | 12        | 1 1/2" | N/A  | 1005 & 03.01.107.56 | Old Jumbo   |

## Flat Flail Blades



| PART NO. | LENGTH | WIDTH | THICKNESS | HOLE Ø | FIXING                 | SUITS          |
|----------|--------|-------|-----------|--------|------------------------|----------------|
| 30.430   | 300    | 75    | 10        | 1"     | 24816 / 20016          | Bisley         |
| 1010     | 406    | 100   | 10        | 7/8"   | 1009-P                 | Flailmaster    |
| 1010A    | 406    | 100   | 12        | 7/8"   | 1009-P                 | Flailmaster    |
| 1011     | 406    | 100   | 10        | 1"     | 24816 / 20016          | Flailmaster    |
| 1011A    | 406    | 100   | 12        | 1"     | 24816 / 20016          | Flailmaster    |
| 920507   | 415    | 100   | 12        | 1 1/2" | 1005 / 03.01.107.56    | Flailmaster    |
| 920509   | 400    | 100   | 16        | 1 1/2" | 1005.01/03.01          | Flailmaster LH |
| 920510   | 400    | 100   | 16        | 1 1/2" | 1005.01 / 03.01.107.56 | FM Titan RH    |
| 1019     | 535    | 100   | 12        | 7/8"   | 1009-P                 | Flailmaster    |
| 1020     | 535    | 100   | 12        | 1"     | 24816 / 20016          | Flailmaster    |

\* RH cuts to oppisite way to picture shown.



| PART NO.   | LENGTH | WIDTH | THICKNESS | HOLE Ø | FIXING                            | SUITS       |
|------------|--------|-------|-----------|--------|-----------------------------------|-------------|
| 2399       | 285    | 100   | 10        | 1 1/4" | 2445-p                            | Mowzip      |
| • 10401200 | 285    | 100   | 10        | 1 1/4" | 2443/377PL                        | GMM 140/160 |
| • 10501210 | 355    | 100   | 10        | 1 1/4" | 2443/377PL                        | GMM 180     |
| 1060.01    | 365    | 100   | 10        | 1 1/4" | 2443.01/377PL                     | Flailmaster |
| 2343       | 370    | 75    | 8         | 1 1/4" | 2445P                             | Mowzip      |
| 2349       | 385    | 100   | 10        | 1 1/4" | 2442                              | Mowzip      |
| 2375       | 390    | 90    | 10        | 1 1/4" | 2445-P                            | Mowzip      |
| • 10601220 | 410    | 100   | 10        | 1 1/4" | 2443/377PL                        | GMM 200/300 |
| 1070.01    | 440    | 100   | 10        | 1 1/4" | 2443.01/377PL                     | Flailmaster |
| • 10701230 | 470    | 100   | 10        | 1 1/4" | 2443/377PL                        | GMM 230/330 |
| 920450     | 484    | 75    | 12        | 36mm   | 1045/82201074                     | Batwing     |
| 1080.01    | 500    | 100   | 10        | 1 1/4" | 2443.01/377pl                     | Flailmaster |
| 2401.01    | 530    | 100   | 12        | 1 1/4" | 2445-P                            | Mowzip      |
| • 10801240 | 580    | 100   | 10        | 1 1/4" | 2443/377PL                        | GMM 270     |
| 950802     | 580    | 65    | 10        | 7/8"   | USE: 10801240 Blade & 920503 Bush |             |

• has a second hole (not pictured) for fitting mulching flail tips

## Hot-Skids Skid Wear Shoes

| PART NO. | DESCRIPTION                          |
|----------|--------------------------------------|
| 981193   | 1 X Pair Shoes (1600mm long) Weld on |

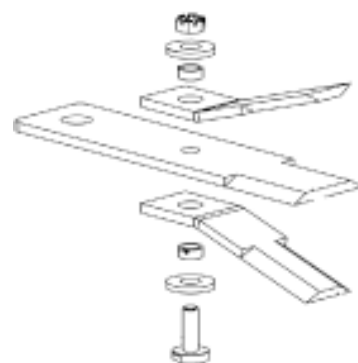


1 x pair of concave shaped, heat treated, wear resistant skid shoes. Tack weld fits most size skid runners, pipe etc for long life, hard wearing. Formed front radius for leading edge.

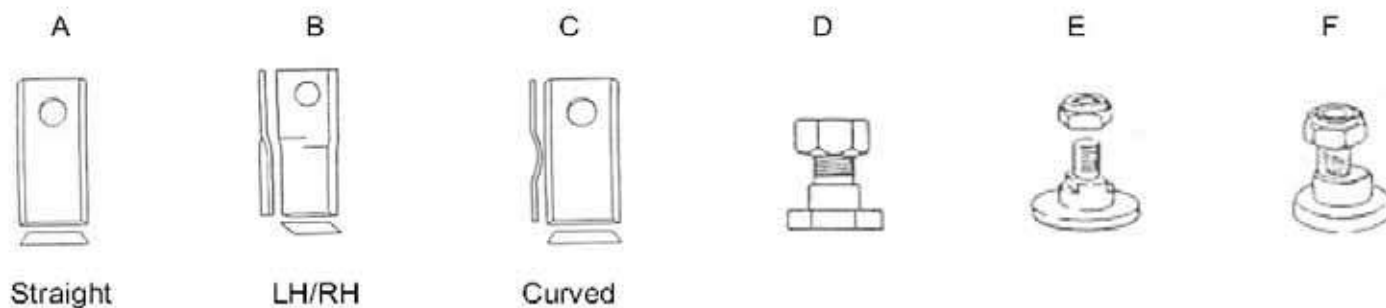


## Rotary Mulcher "Multicut" Flails

| MACHINE     | STRAIGHT CENTRE FLAIL | KINKED FLAIL | FASTNERS  | SWING LENGTH (MM) |
|-------------|-----------------------|--------------|---|-------------------|
| GMM 140/160 | 10401200              | 1255         | <b>189P</b> Pack Consists of:<br>2x188 - Bolts<br>2x368B - Cone Locknut<br>4x1778 - Bushes<br>4x70DL34 - Norlock Washer | 250               |
| GMM 180     | 10501210              | 388          |   | 315               |
| GMM 200/300 | 10601220              | 388          |   | 365               |
| GMM 230     | 10701230              | 388          |   | 425               |
| GMM 270     | 10801240              | 388          |   | 535               |



See page 30 for more mulcher blade options and details



## Hay Knife Tips/Cutter Tips

| TYPE | PART NO.   | LENGTH | WIDTH | THICKNESS | HOLE | FIXING | SUITS                            |
|------|------------|--------|-------|-----------|------|--------|----------------------------------|
| A    | 9408       | 90     | 40    | 3         | 19   | 9225   | Faher, Welger, PZ                |
| A    | 9410       | 96     | 40    | 3         | 19   | 9225   | Faher, Claas, PZ                 |
| A    | 9432       | 100    | 48    | 3         | 17   | 9205   | UFO Single Drum                  |
| A    | 9433       | 102    | 45    | 4         | 17   | 9206   | UFO twin Drum, Maxam             |
| C    | 9460       | 105    | 46    | 3         | 21   | 9225   | PZ Mower                         |
| A    | 9440       | 109    | 40    | 3         | 20.5 | 9222   | Tarup                            |
| B    | 9437LH     | 120    | 48    | 4         | 18.5 | 9210   | Vicon, Iely                      |
| B    | 9438RH     | 120    | 48    | 4         | 18.5 | 9210   | Vicon, Iely                      |
| B    | 2497       | 120    | 48    | 4         | 18.5 | 2498   | Mowzip Razor-Tip                 |
| B    | 2365.01 LH | 125    | 48    | 4         | 20.5 | 2365   | Fieldmaster Gold-Tip Flails (LH) |
| B    | 2365.02 RH | 125    | 48    | 4         | 20.5 | 2365   | Fieldmaster Gold-Tip Flails (RH) |

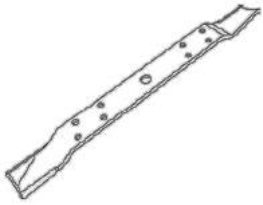
## "Gold Tip" Flails



| FLAIL PART NO. | O/A LENGTH | WIDTH | THICKNESS | HOLE | BOLT PART NO. |
|----------------|------------|-------|-----------|------|---------------|
| 2365.01        | LH         | 125   | 48        | 4    | 2365          |
| 2365.02        | RH         | 125   | 48        | 4    | 2365          |

Used on all latest model Fieldmaster model TM/PM & GMT pasture Toppers & Park Roller Mowers

# Stepped Cutterbars

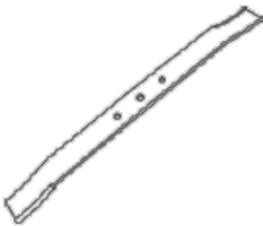


| Part no. | Length | Width | Thickness | Step | Fixing | Suits              |
|----------|--------|-------|-----------|------|--------|--------------------|
| 121013   | 655    | 65    | 8         | 25   | 22006  | Fieldmaster        |
| 1560J2   | 685    | 65    | 8         | 25   | 22006  | M800/Broadacre 200 |
| 121009   | 762    | 65    | 8         | 25   | 22006  | Broadacre 225/M900 |
| *900705  | 914    | 75    | 8         | 25   | 22007  | Broadcare 275      |
| *900905  | 1003   | 75    | 8         | 25   | 22007  | Broadcare 305      |
| *900955  | 1113   | 75    | 8         | 25   | 22007  | Broadcare 330      |

\*Additional hole each end (not pitched) for top strengthening bar.

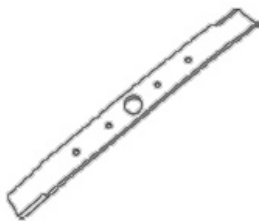


| Part no.   | Length | Width   | Thickness | STEP | SUITS                  |
|------------|--------|---------|-----------|------|------------------------|
| 30.041     | 433    | (50) 60 | (8) 6     | 25   | Fieldmaster Estate 48" |
| 30.040     | 520    | (50) 60 | (8) 6     | 25   | Fieldmaster Estate 60" |
| 30.042     | 640    | (50) 60 | (8) 6     | 30   | Fieldmaster Estate 72" |
| *30.041 RH | 420    | 50      | 8         | 35   | Estate Quad 48"        |
| *30.040 RH | 510    | 50      | 8         | 35   | Estate Quad 60"        |
| *30.042 RH | 635    | 50      | 8         | 35   | Estate Quad 72"        |

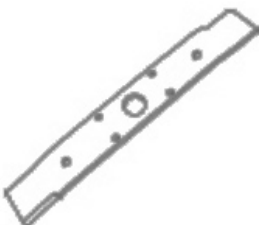


| Part no. | Length | Width | Thickness | Step | Fixing | Suits          |
|----------|--------|-------|-----------|------|--------|----------------|
| 2416     | 480    | 75    | 8         | 17   | 2423-P | Mowzip Wizard  |
| 2351     | 620    | 50    | 6         | 25   | 22006  | Mowzip M/P1800 |
| 2357     | 500    | 50    | 6.5       | 20   | 22006  | Mowzip         |

\* RH cuts opposite way to picture shown.

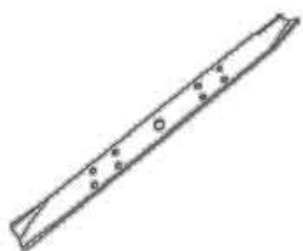


| Part no. | Length | Width | Thickness | Step | Fixing | Suits                 |
|----------|--------|-------|-----------|------|--------|-----------------------|
| 2396     | 660    | 75    | 8         | 17   | 2423-P | Mowzip 1830 Topper    |
| 2394     | 795    | 75    | 8         | 17   | 2423-P | Mowzip 2290 Topper    |
| 2355     | 950    | 75    | 8         | 17   | 2423-P | Mowzip (can use 2355) |
| 112.94   | 1020   | 75    | 8         | 35   | 2423-P | Mowzip Ag Mark 3.0m   |

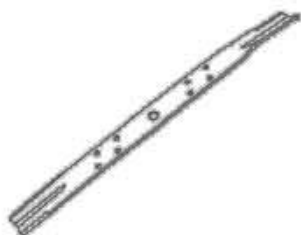


| Part no. | Length | Width | Thickness | Step | Fixing | Suits      |
|----------|--------|-------|-----------|------|--------|------------|
| 3151     | 640    | 75    | 8         | 17   | 22006  | Old Mowzip |
| 2369     | 665    | 90    | 10        | 17   | 22006  | Old Mowzip |
| 2368     | 800    | 90    | 10        | 17   | 22006  | Old Mowzip |

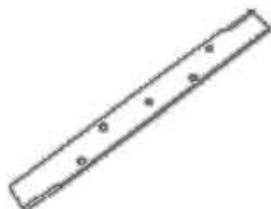
## Twisted / Kinked End Cutterbars



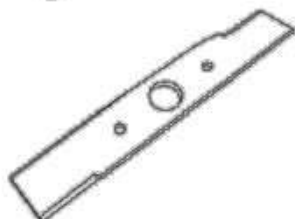
| PART No. | Length | Width | Thickness | Fixing | Suits       |
|----------|--------|-------|-----------|--------|-------------|
| 1561     | 762    | 65    | 6.5       | 22006  | Fieldmaster |




| PART No. | Length | Width | Thickness | Fixing | Suits                   |
|----------|--------|-------|-----------|--------|-------------------------|
| 900700   | 915    | 65    | 8         | 22006  | Old Style Broadcare 275 |
| 900900   | 1003   | 65    | 8         | 22006  | Old Style Broadcare 305 |
| 900950   | 1110   | 65    | 8         | 22006  | Old Style Broadcare 330 |



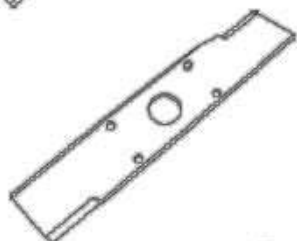
| PART No. | Length | Width | Thickness | Fixing | Suits       |
|----------|--------|-------|-----------|--------|-------------|
| 121002   | 660    | 65    | 8         | 22006  | Fieldmaster |



| PART No. | Length | Width | Thickness | Fixing | Suits                    |
|----------|--------|-------|-----------|--------|--------------------------|
| 2417     | 480    | 75    | 8         | 2423-P | Mowzip Wizard            |
| 2350     | 620    | 50    | 6.5       | 22006  | Mowzip M/P1800           |
| TP102    | 500    | 50    | 6         | 22006  | M600/1520 Minipark Mower |
| 2398.05  | 590    | 50    | 6         | 22006  | M700/180 Minipark Mower  |

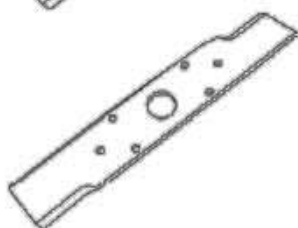


| PART No. | Length | Width | Thickness | Fixing | Suits                 |
|----------|--------|-------|-----------|--------|-----------------------|
| 2397     | 660    | 75    | 8         | 2423-P | Mowzip Parkmower 1830 |
| 2395     | 800    | 75    | 8         | 2423-P | Mowzip Parkmower 2290 |
| 2354     | 950    | 75    | 8         | 2423-P | Mowzip                |



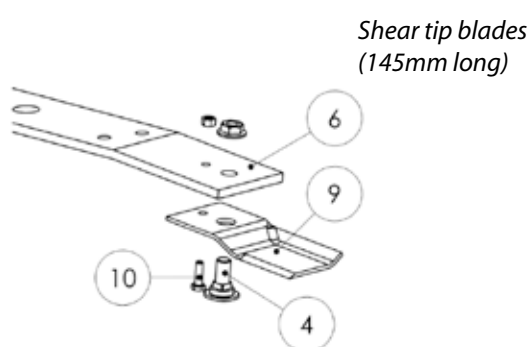
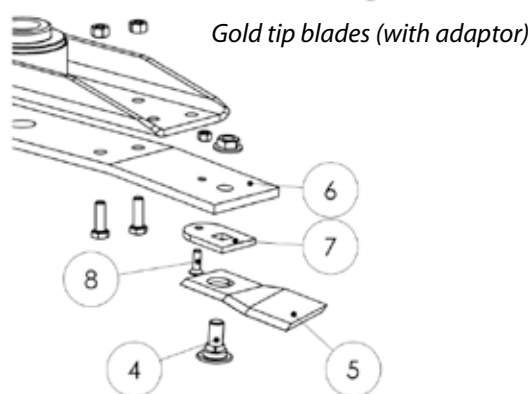
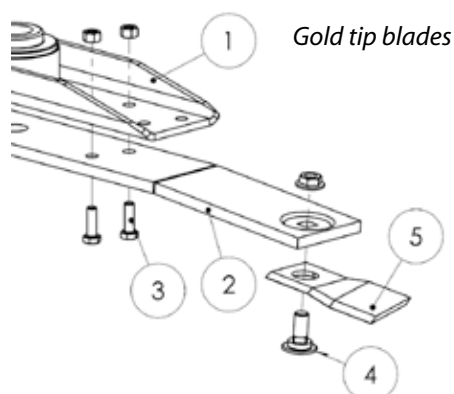
| PART No. | Length | Width | Thickness | Fixing | Suits  |
|----------|--------|-------|-----------|--------|--------|
| 2373*    | 480    | 90    | 10        | 22006  | Mowzip |

*\*Obsolete now use 2417 and re re-drill spindle base*



| PART No. | Length | Width | Thickness | Fixing | Suits                   |
|----------|--------|-------|-----------|--------|-------------------------|
| 2388     | 530    | 90    | 10        | 22006  | Mowzip 9' Super orchard |
| 2383     | 665    | 90    | 10        | 22006  | Mowzip                  |
| 2382     | 800    | 90    | 10        | 22006  | Mowzip                  |

## Tips, Blades & Carriers



| ITEM | PART NO   | DESCRIPTION  |
|------|-----------|--|
| 1    | 770405    | Blade Carrier with hub                             |
|      | 770406    | Blade Carrier with hub (180 only)                  |
| 2    | 156146    | Blade Beam - 180 (480mm o/a)                       |
|      | 156157    | Blade Beam - 210/WM340 (535mm o/a)                 |
|      | 125169    | Blade Beam - 240 (640mm o/a)                       |
|      | 900171    | Blade Beam - 270 (755mm o/a)                       |
|      | 121161    | Blade Beam - 300 (605mm o/a)                       |
| 3    | 22006     | Beam Mounting Bolt (pack of 8)                     |
| 4    | 2365      | Gold Tip Flail Bolt & Nut                          |
| 4a   | 2358      | Shear-tip Flail Bolt/Nut (hex head)                |
| 5    | 2365.01   | Gold Tip Flail (LH)                                |
|      | 2365.02   | Gold Tip Flail (RH)                                |
| 6    | For TM/PM | Now use Item 2 (without 2364 adaptor plate)        |
|      | 900807    | Old Model Gearmower 180 Blade Beam (750mm o/a)     |
|      | 900907    | Old Model Gearmower 200/300 Blade Beam (860mm o/a) |
|      | 900957    | Old Model Gearmower 230 Blade Beam (980mm o/a)     |
|      | 900707    | Old Model Gearmower 270 Blade Beam (1200mm o/a)    |
| 7    | 2364      | Gold Tip Flail Adaptor Plate                       |
| 8    | 2365.03   | Countersink Mounting Bolt/Nut                      |
| 9    | 2361      | 'Shear-Tip' Winged Flail LH                        |
|      | 2362      | 'Shear Tip' Winged Flail RH                        |
| 10   | 2359      | Shear Bolt & Nut                                   |
| N/S  | 1560-J2   | Stepped Cutterbar - 210 (5000 Series)              |
| N/S  | 900245    | Stepped Cutterbar - 240 (5000 Series)              |
| N/S  | 900705    | Stepped Cutterbar - 270 (5000 Series)              |
| N/S  | 121009    | Stepped Cutterbar - 300 (5000 Series)              |

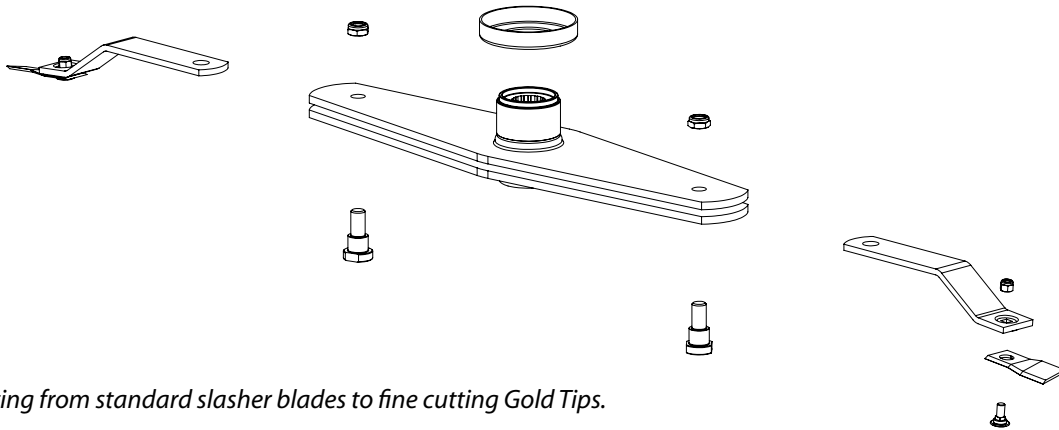
## Manual Holders



New regulations require Operator Manuals to be attached to machinery. Handy waterproof screw cap canister holders can be easily attached to machinery. Available in two sizes to suits A5 and A4 documents.

| PART NO. | DIAMETER | LENGTH | SUITS |
|----------|----------|--------|-------|
| 1.473    | 50mm     | 300mm  | A5    |
| 1.411    | 85mm     | 300mm  | A4    |

## "Gold Tip" Flail Conversions

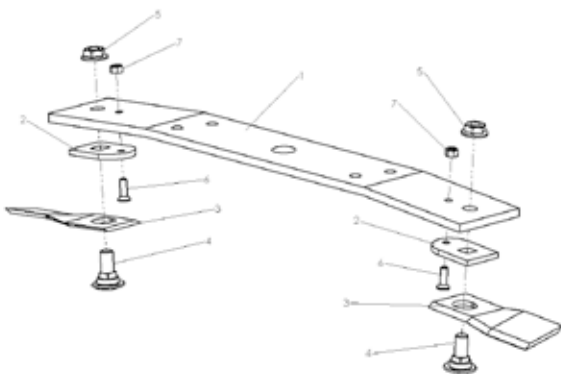


For when converting from standard slasher blades to fine cutting Gold Tips.

| ITEM | PART NO. | SWING LENGTH (MM) * | DESCRIPTION (FITS MODELS & BLADE) |
|------|----------|---------------------|-----------------------------------|
| 5    | 10401300 | 250                 | GM160 (1040)                      |
| 5    | 10501310 | 315                 | GM180 (1050)                      |
| 5    | 10601320 | 362                 | GM200/300 (1060)                  |
| 5    | 10601350 | 394                 |                                   |
| 5    | 15721400 | 405                 | SABRE 1200 (1572)                 |
| 5    | 10701330 | 425                 | GM230 (1070)                      |
| 5    | 15671410 | 520                 | SABRE 1500                        |
| 5    | 10801340 | 535                 | GM270/M80 (1080)                  |
| 7    | 2365.01  |                     | LH Flail (Gold-Tip)               |
| 7    | 2365.02  |                     | RH Flail (Gold-Tip)               |
| 8    | 2365     |                     | Flail Bolt/Nut                    |
| 2    | 19.099   |                     | Weld on Protector Ring            |

Swing length = centre of hole to end of tip flail.

## Shear Tip To Gold Tip Conversions



For later model "mushroom formed end" flail tip beams see item 2 on previous page

| NO. | PART NO. | ITEM DESCRIPTION          |
|-----|----------|---------------------------|
| 2   | 2364     | Adaptor                   |
| 3   | 2365.01  | Gold Tip LH               |
|     | 2365.02  | Gold Tip RH               |
| 4   | 2365     | Flail Bolt                |
| 5   | 2365.06  | Flail Serrated Flange Nut |
| 6/7 | 2365.03  | Mtg. Bolt/Nut             |

| FLAIL BEAM ITEM No (1) | OVERALL CUT WIDTH INCL. FLAIL TIPS (mm) | USED ON MODEL        |
|------------------------|---|----------------------|
| 300                    | 500                                     | M600/MP150           |
| 310                    | 590                                     | M700/MP180           |
| 156018                 | 630                                     | PM/TM 180            |
| 1560J27                | 685                                     | M800/BA200           |
| 156J57                 | 690                                     | PM/TM 210            |
| 121007                 | 762                                     | PM/TM300/M900/225    |
| 125007                 | 800                                     | PM/TM 240            |
| 900707.01              | 914                                     | PM/TM270/BA275       |
| 900907.01              | 998                                     | BA305 Broadacre      |
| 900957.01              | 1113                                    | BA330 Broadacre      |
| 900807                 | 926                                     | Old Model GMT180     |
| 900907                 | 1021                                    | Old Model GMT200/300 |
| 900957                 | 1146                                    | Old Model GMT230/330 |
| 900707                 | 1380                                    | Old Model GMT270     |

## Flail Tips/Cutter Tips



| PART NO. | LENGTH | WIDTH | THICKNESS | HOLE   | FIXING | SUITS                  |
|----------|--------|-------|-----------|--------|--------|------------------------|
| 2342     | 155    | 65    | 6         | 1 1/4" | 2341   | Mowmaster Ultra Cut    |
| 713015   | 278    | 50    | 6         | 1"     | 110023 | Gallagher 1.1m Slasher |
| 121015   | 293    | 50    | 6.5       | 3/4"   | 780800 | Fieldmaster            |

\* Quadtoppers have been retrofitted to use 2361 Flails with new blade beam.



| PART NO. | LENGTH | WIDTH | THICKNESS | HOLE | FIXING | SUITS       |
|----------|--------|-------|-----------|------|--------|-------------|
| 121014   | 294    | 50    | 6         | 3/4" | 780800 | Fieldmaster |



| PART NO.  | LENGTH | WIDTH | THICKNESS | HOLE   | FIXING     | SUITS                   |
|-----------|--------|-------|-----------|--------|------------|-------------------------|
| 2361 LH   | 145    | 65    | 3.3       | 5/8"   | 2358       | Fieldmaster (Shear-Tip) |
| 2362 RH   | 145    | 65    | 3.3       | 5/8"   | 2358       | Fieldmaster (Shear-Tip) |
| 121012    | 193    | 65    | 6.5       | 5/8"   | 1659       | 200/800                 |
| 121011    | 232    | 65    | 6         | 5/8"   | 1659       | 225/900                 |
| 118.76    | 225    | 75    | 8         | 1 1/4" | 2446P      | Mowzip                  |
| 900920 LH | 232    | 68    | 6         | 1"     | 188 + 1777 | Fieldmaster             |
| 900921 RH | 232    | 68    | 6         | 1"     | 188 + 1777 | Fieldmaster             |



| PART NO. | LENGTH | WIDTH | THICKNESS | HOLE | FIXING | SUITS         |
|----------|--------|-------|-----------|------|--------|---------------|
| 792906   | 165    | 45    | 6         | 3/4" | 780800 | Fieldmaster   |
| 900701   | 330    | 65    | 8         | 5/8" | 1659   | Broadcare 275 |
| 900901   | 375    | 65    | 8         | 5/8" | 1659   | Broadcare 305 |
| 900951   | 430    | 65    | 8         | 5/8" | 1659   | Broadcare 330 |

## GMM Multi-Cut Tips



| PART NO. | LENGTH | WIDTH | THICKNESS | HOLE | FIXING | SUITS                      |
|----------|--------|-------|-----------|------|--------|----------------------------|
| 388      | 245    | 60    | 10        | 1"   | 189P   | GM Series 180-330          |
| 388H     | 245    | 50    | 10        | 1"   | 189P   | Tungsten Hard-Faced Option |
| 1255     | 170    | 60    | 10        | 1"   | 189P   | GM Series 140-160          |
| 1255H    | 170    | 60    | 10        | 1"   | 189P   | Tungsten Hard-Faced Option |

## Flails For Flailmowers & Mulchers



Spring Steel

| PART NO. | LENGTH | WIDTH  | THICKNESS | HOLE | FIXING       | SUITS                           |
|----------|--------|--------|-----------|------|--------------|---------------------------------|
| FK001    | 110    | 65     | 6         | 1/2" | BFB/001      | Buckton                         |
| MK001    | 110    | 65     | 8         | 1/2" | BFB/001      | Buckton                         |
| 714003   | 103    | 70     | 6         | 7/8" | 108061       | Gallagher Rotomow & Pulverizer  |
| 714001   | 170    | 70     | 8         | 7/8" | 108061       | Gallagher Multicut Forager H370 |
| 1569     | 200    | 60     | 6         | 19mm | 3/4"x 4" B/N | Fieldmaster Forager             |
| 219C     | 4"     | 2 1/2" | 3/8"      | 3/4" | 218          | Greens Forager                  |



Fabricated & Welded

| PART NO. | LENGTH | WIDTH | THICKNESS | HOLE | FIXING | SUITS                          |
|----------|--------|-------|-----------|------|--------|--------------------------------|
| 109032   | 90     | 136   | 10        | 7/8" | 108061 | Gallagher Rotomow & Pulverizer |
| 108058   | 165    | 136   | 10        | 7/8" | 108061 | Gallagher Finecut Forager      |



Cast/Foraged

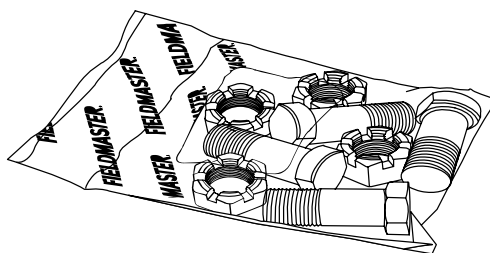
| PART NO. | LENGTH | WIDTH | HOLE | FIXING | SUITS              |
|----------|--------|-------|------|--------|--------------------|
| 2405     | 105    | 75    | 5/8" | 2448   | EFI Mowzip Panda   |
| 2401     | 105    | 115   | 5/8" | 2447   | EFI Mowzip Grizzly |



Spring Steel

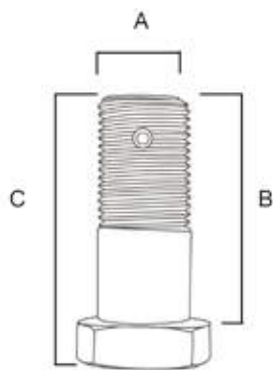
| PART NO. | LENGTH | WIDTH | HOLE | FIXING | SUITS              |
|----------|--------|-------|------|--------|--------------------|
| 2404     | 105    | 75    | 5/8" | 2448   | EFI Mowzip Panda   |
| 2403     | 105    | 115   | 5/8" | 2447   | EFI Mowzip Grizzly |

## Flail / Blade Bolt Fixing Packs



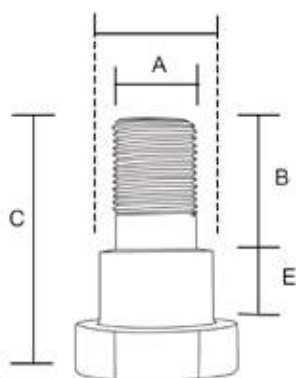
| PACK NO. | BOLT  | NUT   | BUSH/WASHER | CONSISTS OF  | SUITS                         |
|----------|-------|-------|-------------|--|-------------------------------|
| 22006    | Y     | Y     | N           | 8 x Bolts, Nuts (1 1/2" long)  | Fieldmaster Belt drive mowers |
| 22007    | Y     | Y     | N           | 8 x Bolts, Nuts (1 3/4" long)  | Fieldmaster Belt drive mowers |
| 188P     | 188   | 368B  | 1778/70DL34 | 2 x Flail Bolts, Nuts, Bushes & Split Pins                           | Sabre/M Series                |
| 1009P    | 1009  | 377   | N/A         | 4 x Flail Bolts, Nuts & Split Pins                                   | Old Style HD                  |
| 1008P    | 1008  | 377   | 920504      | 4 x Flail Bolts, Nuts, Bushes & Split Pins                           | Old Style HD                  |
| 24816P   | 24816 | 20016 | 920505      | 4 x Flail Bolts, Nuts, Bushes & Split Pins                           | Fieldmaster                   |
| 2446P    | 2446  | Y     | 2421        | 2 x Flail Bolts, Nuts & 8mm Bushes                                   | Mowzip (mini)                 |
| 2445P    | 2446  | Y     | 2420        | 2 x Flail Bolts, Nuts & 10mm Bushes                                  | Mowzip                        |
| 189P     | 188   | 368B  | 1778/70DL54 | 2 x Bolts, Nuts, 4 Washers, 4 Bushes for GMM Multicut Mulcher Flails | GM Range                      |

## Flail Bolts



*Straight Flail Bolt*

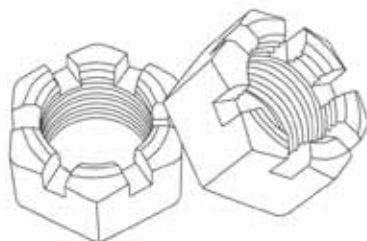
| PART NO | A    | B      | C (O/A)  | NUT   |
|---------|------|--------|----------|-------|
| 1659    | M16  | 1 7/8" | 2 9/32   | incl  |
| 2448    | 5/8" | 3 1/4" | 3 3/4"   | incl  |
| 2447    | 5/8" | 3 3/4" | 4 1/4"   | incl  |
| 188     | 3/4" | 2 1/4" | 2 3/4"   | 368B  |
| 185     | 3/4" | 2 1/2" | 3"       | 368B  |
| 1009    | 7/8" | 2 1/8" | 2 5/8"   | 377   |
| 1008    | 7/8" | 2 1/2" | 3"       | 377   |
| 1007    | 7/8" | 4"     | 4 3/8"   | 377   |
| 24816   | 1"   | 2 3/8" | 2 13/16" | 20016 |
| V6016   | 1"   | 74     | 90.3     | incl  |



*Stepped Flail Bolt*

| PART NO. | A      | B    | c (o/a) | D      | E    | NUT         |
|----------|--------|------|---------|--------|------|-------------|
| 2358     | 1/2"   | 26   | 35.6    | 15.4   | 3.3  | included    |
| 110023   | 5/8"   | 32   | 49      | 23.8   | 6    | included    |
| 1004     | 5/8"   | 39   | 56      | 1"     | 6.8  | 377         |
| 2341     | 3/4"   | 27.7 | 43.7    | 1 1/4" | 6.8  | 377PL       |
| 2442     | 7/8"   | 35.5 | 68.7    | 1 1/4" | 20   | 377PL       |
| 2443     | 7/8"   | 37.5 | 74.6    | 1 1/4" | 24   | 377PL       |
| 2443.01  | 7/8"   | 55   | 81      | 1 1/4" | 11   | 377PL       |
| 1005     | 1 1/4" | 72.5 | 106.5   | 1 1/2" | 1/2" | 3.01.107.56 |
| 1005.01  | 1 1/4" | 72.5 | 110.5   | 1 1/2" | 17.3 | 3.01.107.56 |
| 1045     | 30     | 68   | 96      | 35     | 14   | N/A         |

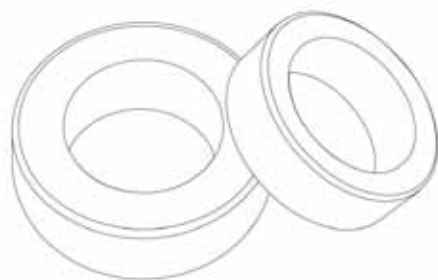
## Castlenuts



*Castle/Slotted Nuts*

| PART NO.    | THREAD     | DESCRIPTION             |
|-------------|------------|-------------------------|
| 368         | 3/4"       | Castlenut               |
| 377         | 7/8"       | Castlenut               |
| 20016       | 1" UNF     | Castlenut               |
| 3.01.107.56 | 1 1/4"     | Castlenut               |
| 367         | M20 x 1.5" | Castlenut               |
| 11.008      | 1" x 14TPI | Flanged Hub - Castlenut |

## Flail Bushes

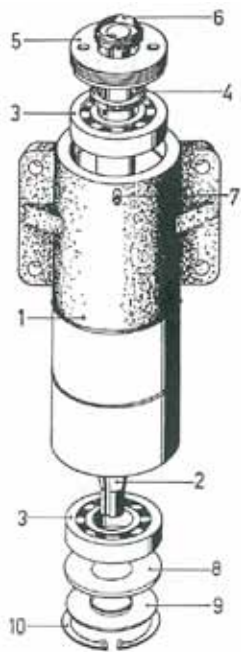


*Hardened Flail Bushes*

| PART NO. | O.D    | I.D  | THICKNESS | SUITS             |
|----------|--------|------|-----------|-------------------|
| 1777     | 1"     | 3/4" | 6.5mm     | Fieldmaster       |
| 1778     | 1"     | 3/4" | 10.5mm    | Sabre/M Series    |
| 2421     | 1 1/4" | 3/4" | 8.5mm     | Mowzip            |
| 2420     | 1 1/4" | 3/4" | 10mm      | Mowzip            |
| 920500   | 1 1/4" | 3/4" | 14mm      | Infield           |
| 920503   | 1 1/4" | 7/8" | 10.2mm    | F/M - Mowzip      |
| 920499   | 1 1/2" | 3/4" | 1/2"      | Misc.             |
| 920501   | 1 1/2" | 7/8" | 10.5mm    | Flailmaster       |
| 920504   | 1 1/2" | 7/8" | 13mm      | Flailmaster Jumbo |
| 920502   | 1 1/2" | 7/8" | 16.5mm    | Flailmaster       |
| 920505   | 1 1/2" | 1"   | 13mm      | Flailmaster       |
| 110025   | 40mm   | 1"   | 10.2mm    | Gallagher/Misc.   |



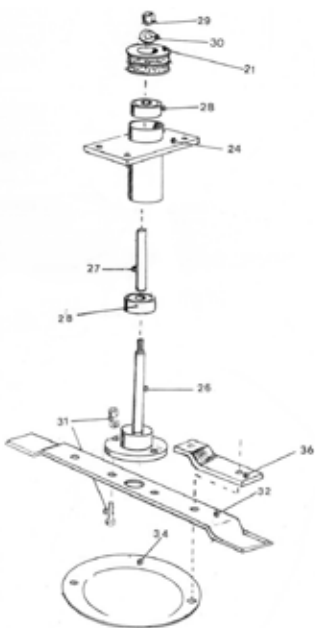
# 100050HD Spindle Assembly



| ITEM | PART NO  | DESCRIPTION                          |
|------|----------|--------------------------------------|
| 1    | 100051   | Housing                              |
| 2    | 100052   | Spindle                              |
| 2    | 100052HD | Heavy duty spindle                   |
| 3    | 1191     | Bearings                             |
| 4    | 4013     | Oil seal                             |
| 5    | 100053   | Oil seal housing                     |
| 6    | 4014     | V ring                               |
| 7    | 3509     | Grease nipple                        |
| 8    | 4011/12  | Z type washer                        |
| 10   | 2206     | Circlip                              |
| N/S  | 50403    | Grub screw                           |
| N/S  | 100059   | Spindle repair kit (brgs, seals etc) |
| 1-11 | 100050HD | Complete Spindle assembly            |

Used on old Fieldmaster mower prior to 1997

# Mowzip 2000 Series Spindle



| ITEM | PART NO | DESCRIPTION                             |
|------|---------|---|
| 1    | 2690    | 6" x 4B Groove Pulley                   |
|      | 2683    | 6" x 2B Groove Pulley                   |
| 3    | 2512    | Spindle Standard (360mm long o/a)       |
|      | 2511    | Low Profile spindle (260mm long o/a)    |
| 4    | 2691    | Woodruff key                            |
| 6    | 2540    | Bearing (later models have 3X Bearings) |
| 7    | 2667    | Nyloc nut                               |
| 8    | 2663    | H.D. Washer                             |
| 9    | 2423    | Blade mounting bolt/nut                 |
| 10   | 2419    | Blade support plate                     |

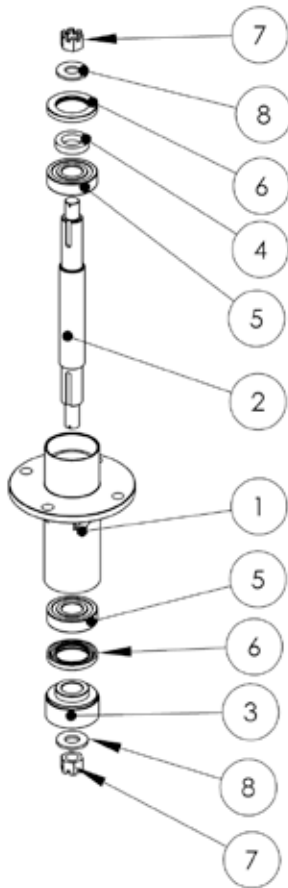
# Spindle Repair Kits



| PART NO. | SUITS MACHINE/SPINDLE                                      |
|----------|--|
| 100059   | Fieldmaster, up to 2006 (blue housing and taper spindles)  |
| 2000     | Mowzip 2 Bearing Spindles (2000 Series)                    |
| 2001     | Mowzip 3 Bearing Spindles (2000 Series)                    |
| 2002     | Mowmaster Spindles (tapered brgs)                          |
| 10060    | Fieldmaster 2006 (yellow housing and non-taper spindles)   |
| 10070    | Fieldmaster "Kng Spindle" (red housing and three bearings) |

Kits consist of all required wearing parts. ie - bearing seals, circlips, v-rings, etc, as applicable for hassle free overhaul.

## 100100 Spindle (Now 100500HD)

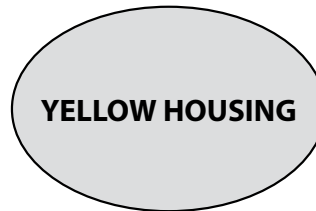


### IDENTIFY BY: YELLOW HOUSING, YELLOW PULLEYS

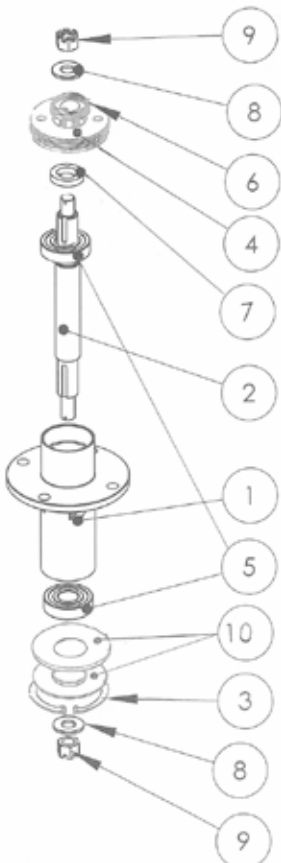
*Note: Parallel end not tapered.*

| ITEM  | PART NO  | DESCRIPTION                        |
|-------|----------|------------------------------------|
| 1     | 100101   | Spindle housing                    |
| 2     | 100152HD | Spindle shaft                      |
| 3     | N/A      | Weld on hub                        |
| 4     | 100153   | Oil seal spacer                    |
| 5     | 2540     | Bearing - sealed                   |
| 6     | 802784   | Oil Seal                           |
| 7     | 367      | Castlenut/ Locknut                 |
| 8     | 71348    | H.D. Washer                        |
| 1 - 8 | 100500HD | Complete assembly now use 100500HD |

*Used on Fieldmaster 5000 series mowers from 2006 onwards*



## 100090 Spindle

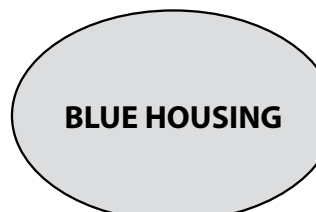


### IDENTIFY BY: BLUE HOUSING, BLUE PULLEYS

*Note: Tapered ends on spindles.*

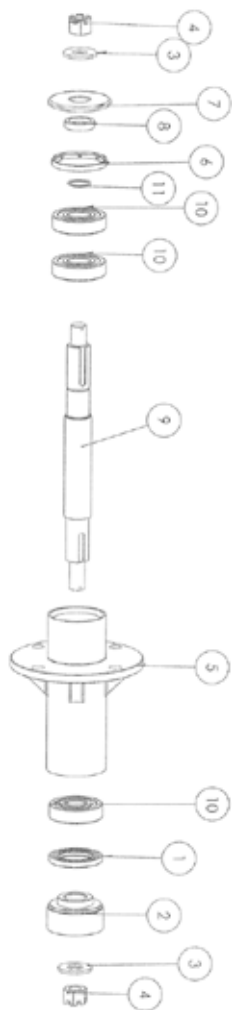
| ITEM   | PART NO  | DESCRIPTION                          |
|--------|----------|--------------------------------------|
| 1      | 100091   | Spindle housing - blue               |
| 2      | 100052HD | Spindle shaft (tapered top & bottom) |
| 3      | 22006    | Circlip                              |
| 4      | 100053   | Threaded oil seal cap/housing        |
| 5      | 1191     | Bearing - unseated                   |
| 6      | 4014     | V ring - Rubber                      |
| 7      | 4013     | Oil seal                             |
| 8      | 71348    | HD spindle washer                    |
| 9      | 368      | Spindle lock nut                     |
| 10     | 4011/12  | Z type steel seal                    |
| N/S    | 3617     | Spindle-key (for pulley & hub)       |
| 1 - 11 | 100090HD | Complete Spindle assembly            |

*Used on Fieldmaster Broadcare mowers from 1997 - 2006*



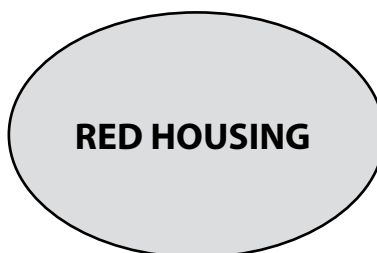
# 100500HD King Spindle

**IDENTIFY BY:  
RED HOUSING, RED PULLEYS**

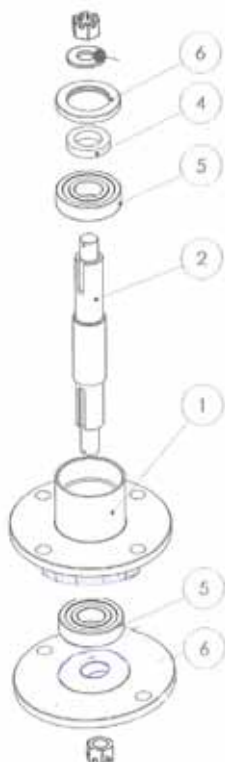


| ITEM   | PART NO  | DESCRIPTION               |
|--------|----------|---------------------------|
| 1      | 802784   | Double Lip Oil Seal       |
| 2      | 770405   | Blade Carrier             |
| 3      | 71348    | Hardened Washer           |
| 4      | 367      | Castlenut M20             |
| 5      | 100501   | Housing (Red)             |
| 6      | 100521   | Rint Nut                  |
| 7      | 100522   | Dust Cover                |
| 8      | 100523   | Upper Spacer              |
| 9      | 100552HD | Spindle Shaft             |
| 10     | 2540     | Ball Bearing              |
| 11     | 100524   | Circlip                   |
| 1 - 11 | 100500   | Complete Spindle assembly |

*Used on Fieldmaster HD Park Mowers 5000 series mowers from 2011 onwards*

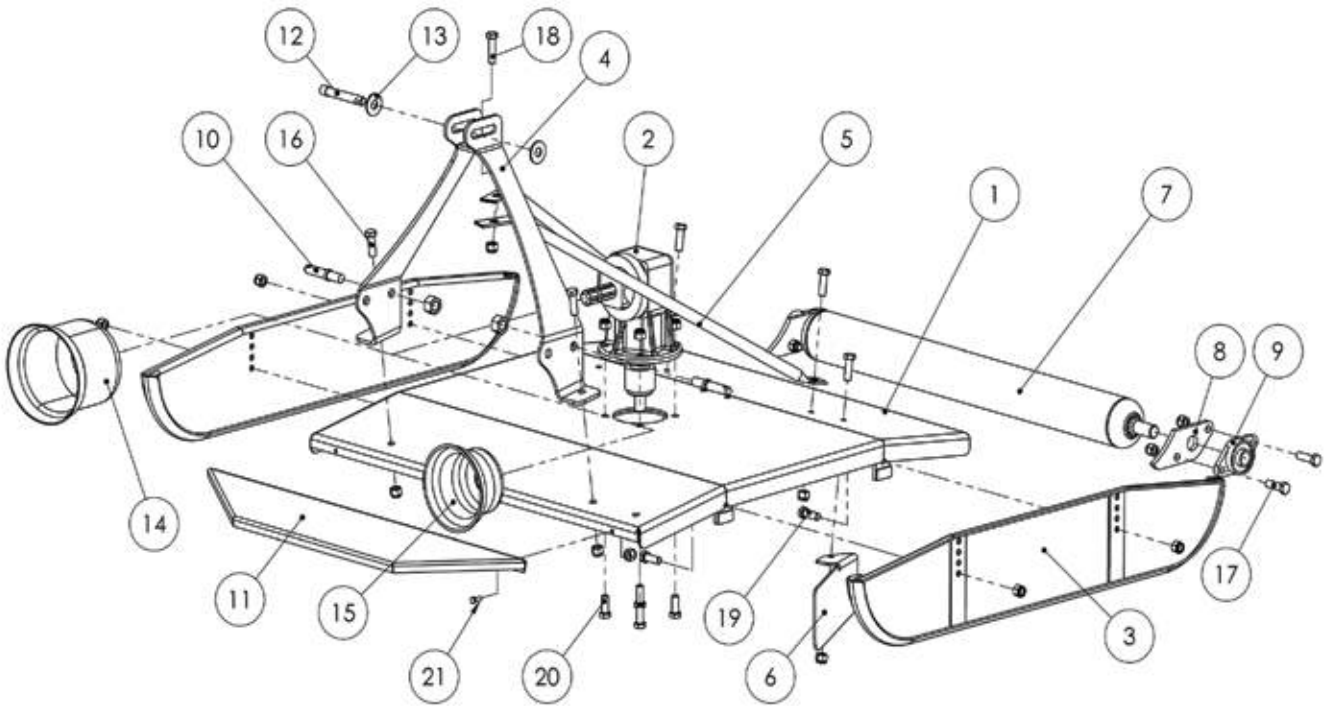


# 100250 Minipark Mower Spindle

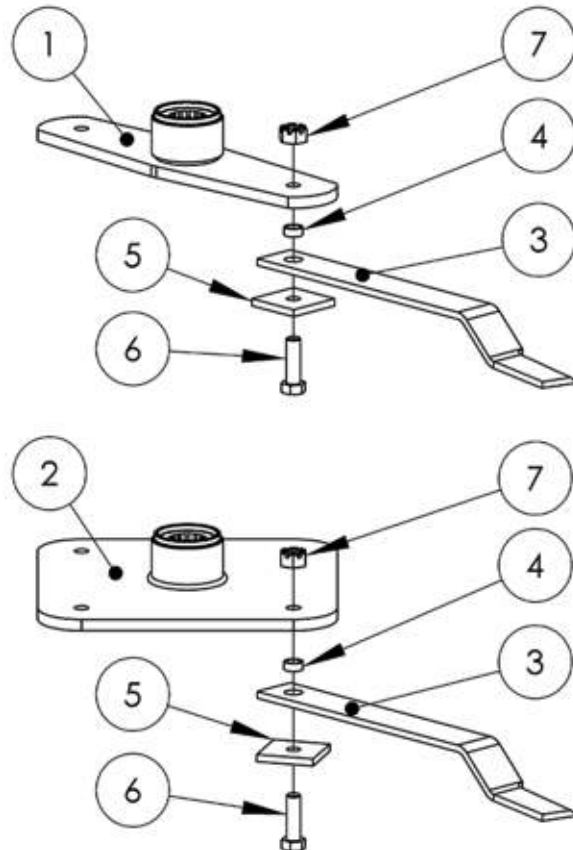


| ITEM | PART NO | DESCRIPTION              |
|------|---------|--------------------------|
|      | 100250  | Complete Assembly        |
| 1    | 2559    | Spindle Housing          |
| 2    | 100252  | Spindle Shaft Only       |
| 3    | 100251  | Spindle Base Plate       |
|      |         | Lower Spindle Key        |
|      | 370     | Base Plate Locknut       |
| 4    | 100253  | Spacer                   |
| 5    | 2540    | Bearing - Sealed         |
| 6    | 2551    | Oil Seal - Top           |
| N/S  | 5040.01 | Pulley H.D. Washer       |
|      | 368     | Spindle/Pulley Castlenut |

# Rotary Cutter Sabre 1200/1500



## Flail Plate Components



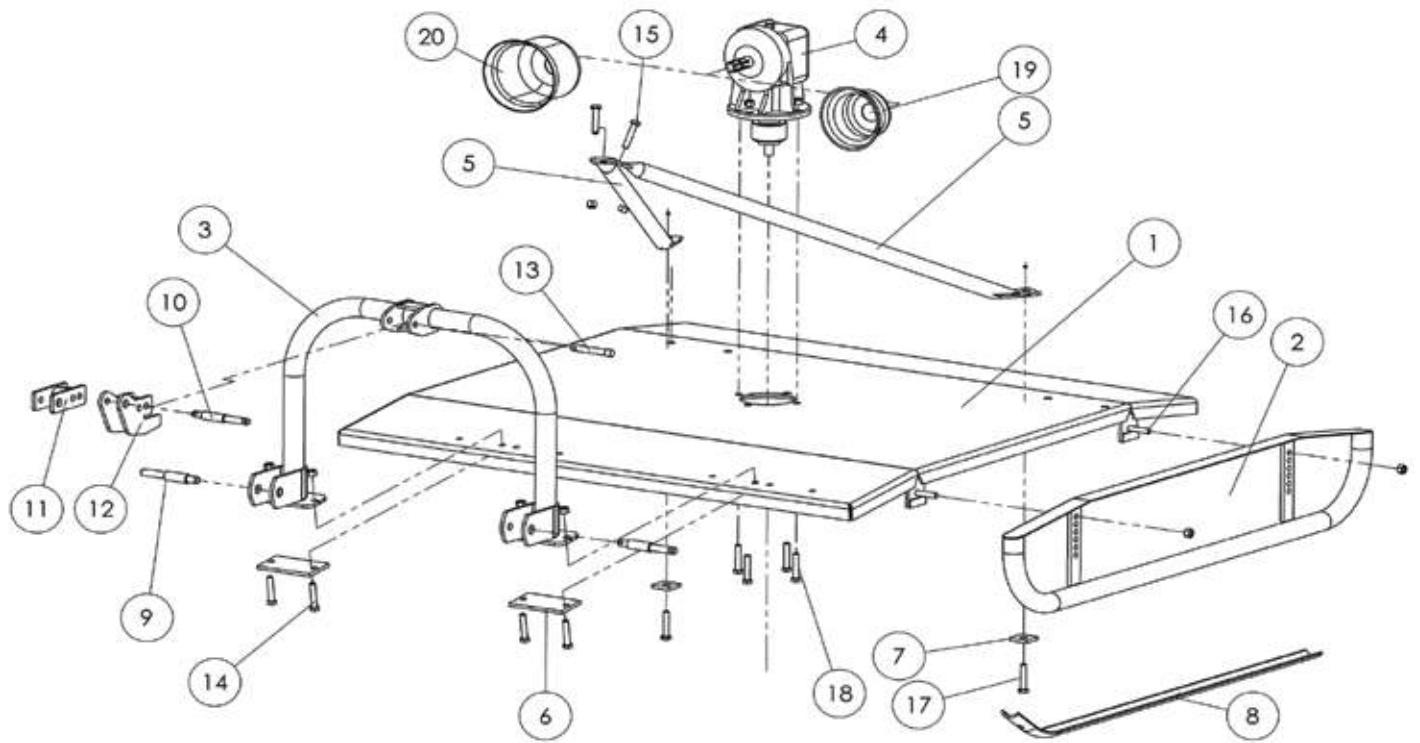
## Sabre Series Chassis Components

| ITEM NO | PART NO  | DESCRIPTION                             | QTY    |
|---------|----------|---|--------|
| 1       | 641200   | Main Chassis (Sabre 1200)               | 1      |
|         | 641500   | Main Chassis (Sabre 1500)               | 1      |
| 2       | 1.004    | Gearbox                                 | 1      |
| 3       | 1828.J3  | Skid LH or RH (Sabre 1200)              | 2      |
|         | 1838.J3  | Skid LH or RH (Sabre 1500)              | 2      |
| 4       | 681200   | Headstock                               | 1      |
| 5       | 691200   | Rear Stay Sabre 1200 - (1 pair)         | 1 pair |
|         | 691500   | Rear Stay Sabre 1500 - (1 pair)         | 1 pair |
| 6       | 691205   | Grass Flow Vane (optional) (Sabre 1200) | 1      |
|         | 691505   | Grass Flow Vane (optional) (Sabre 1500) | 1      |
| 7       | 980771   | Rear Roller (Optional) (Sabre 1200)     | 1      |
|         | 98771.01 | Rear Roller (Optional) (Sabre 1500)     | 1      |
| 8       | 988707   | Rear Roller Bracket /Optional (ea)      | 2      |
| 9       | 1199B    | Rear Roller Bearing only                | 2      |
|         | 1199A    | Bearing Housing                         | 2      |
| 10      | 5042     | Lower Link Pin, Cat 1                   | 2      |
| 12      | 5040     | Top Link Pin, Cat 1                     | 1      |
| 14      | 2190409  | PTO Cone (For Clutch Option)            | 1      |
| 15      | 21901    | PTO Cone Std                            | 1      |
|         | M8X16    | PTO Cone Mounting Bolt                  | 2      |
| 16      | FST      | M16 x 40 Bolt, Nylock & Washers         | 2      |
| 17      | FST      | M16 x 60 Bolt, Nylock & Washers         | 4      |
| 18      | FST      | M16 x 50 Bolt, Nylock & Washers         | 3      |
| 19      | FST      | M12 x 40 Bolt, Nylock & Washers         | 4      |
| 20      | FST      | M16 x 50 Bolt, Nylock & Washers         | 4      |

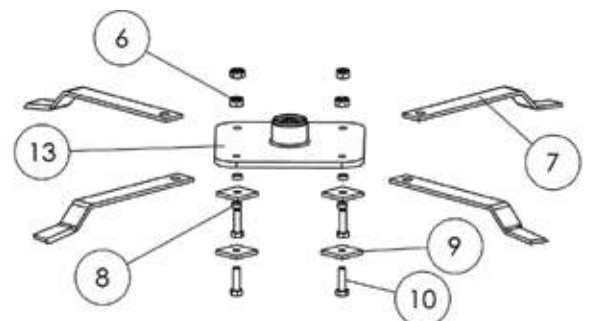
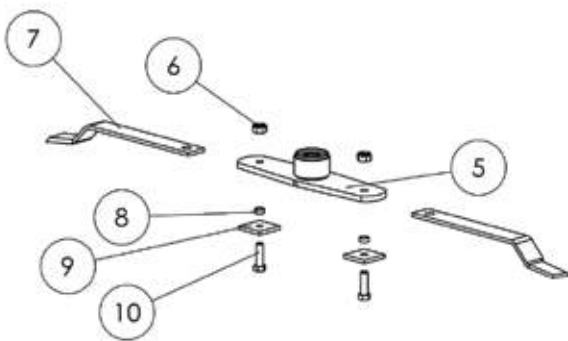
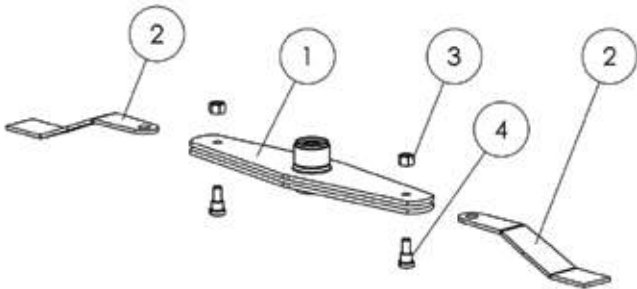
## Sabre Series Flail Plate Components

| ITEM NO | PART NO | DESCRIPTION                                | QTY    |
|---------|---------|--|--------|
| 1       | 1858    | Blade Carrier, 2 Blade (Sabre 1200 & 1500) | 1      |
| 2       | 1868    | Blade Carrier, 4 Blade (Sabre 1200 & 1500) | 1      |
| 3       | 1572    | Flail Sabre 1200 (65 x 10 x 440)           | 2 or 4 |
|         | 1567    | Flail Sabre 1500 (65 x 10 x 560)           | 2 or 4 |
| 4*      | 1778    | Flail Bush                                 | 2 or 4 |
| 5       | 1849J2  | Retaining Plate                            | 2 or 4 |
| 6*      | 188     | Flail Bolt                                 | 2 or 4 |
| 7*      | 368B    | Cone Locknut                               | 2 or 4 |
| 8*      | 2.402   | Split Pin                                  | 2 or 4 |
| N/S     | 70DL34  | Norlock/Serrated Washer                    | 2 or 4 |
| *       | 188P    | Flail Bolt Kit (2 of each items*)          |        |

# M Series Rotary Cutter M50, M60, M70, M80



# M Series Flail Plate Components



Most common style.

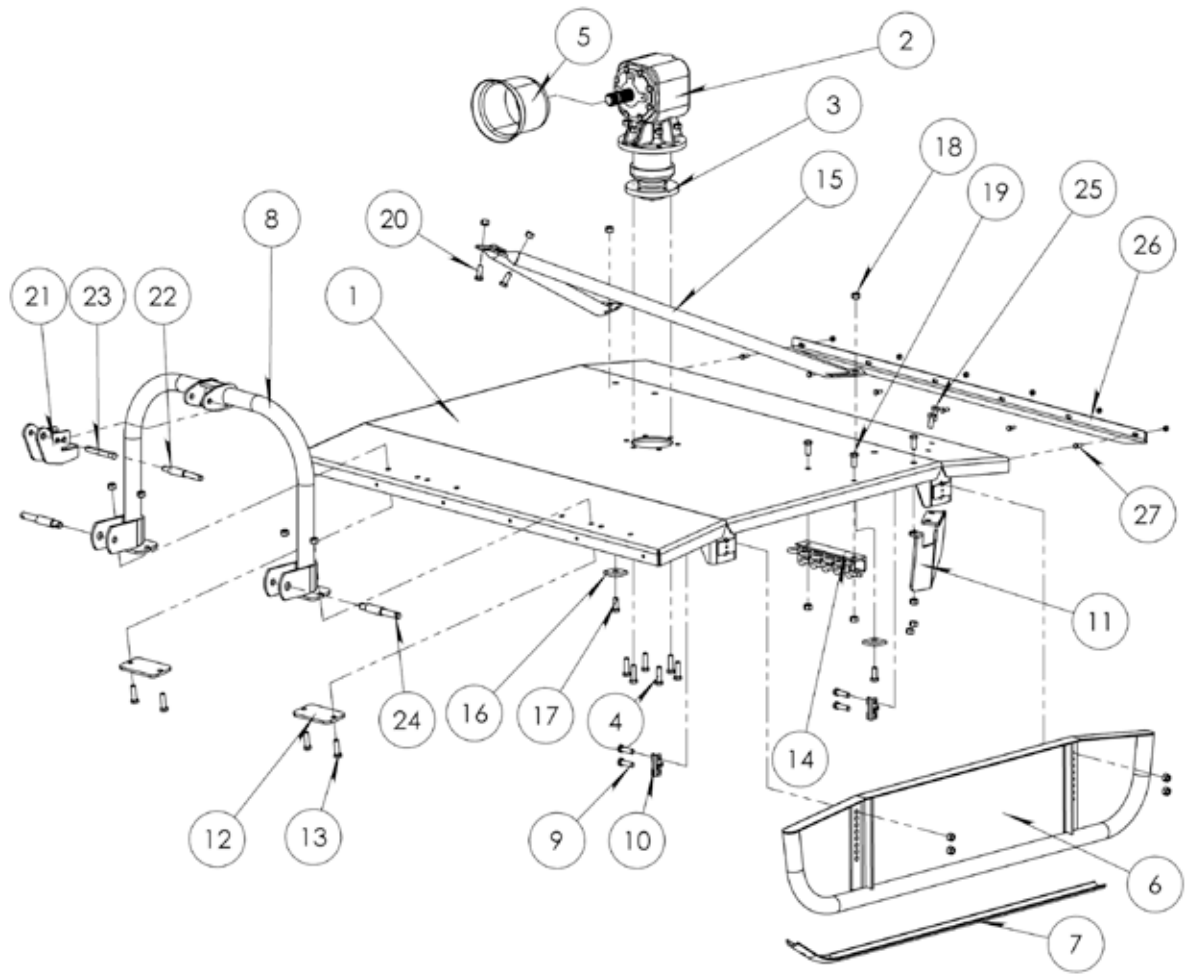
## M Series Chassis Components

| ITEM NO | PART NO | DESCRIPTION                           |
|---------|---------|---------------------------------------|
|         | 603     | Main Chassis Deck (M60)               |
|         | 703     | Main Chassis Deck (M70)               |
| 2       | 1838    | Skids (M50/60) LH & RH                |
|         | 1839    | Skids (M70/80) LH & RH                |
| 3       | 124021  | Headstock                             |
| 4       | 1.265   | Gearbox (M50/60)                      |
|         | 1.028   | Gearbox (M70/80)                      |
| 5       | 66.01   | Rear Stay (M50/60)                    |
|         | 67.01   | Rear Stay (M70/80)                    |
| 6       | 64      | Reinforcing Washer (Headstock)        |
| 7       | 65.01   | Reinforcing Washer (Stay)             |
| 8       | 981193  | Hardened Skid Shoe - Pair - (Weld on) |
| 9       | 5044    | Cat 1 /2 Lower Link Pin               |
| 10      | 5043    | Cat 1 /2 Top Link Pin                 |
| 12      | 1731A   | Toplink Toggle (Type 2)               |
| 13      | 5074    | Toggle Mount Pin                      |
| 14-15   | FST     | M16 x 60 Bolt, Nylock Nut             |
| 16      | FST     | Bolt/Nut for skid - Galv              |
| 17      | FST     | M16 x 50 Bolt, Nylock Nut             |
| 18      | FST     | Gearbox Mounting Bolt and Nut         |
| 19      | 21901   | Standard PTO Cone                     |
| 20      | 2190409 | PTO Cone for Clutch                   |

## M Series Flail Plate Components

| ITEM NO | PART NO | DESCRIPTION                                   |
|---------|---------|---|
| 1       | 1866    | H D Double Clevis 2 Flail Carrier M70         |
|         | 1865    | H D Double Clevis 2 Flail Carrier M80         |
| 2       | 1080LH  | Axe Type Flail (100 x 10 x 565)               |
| 3       | 377PL   | Locking Nut for Flail Bolt                    |
| 4       | 2443    | Stepped Flail Bolt                            |
| 5       | 1863    | Flail Carrier M60/M70 (Multifit)              |
| 6       | 368B    | Cone Lock Nut                                 |
| 7       | 1567    | Stepped Flail M60/70 (65 x 10 x 560)          |
|         | 1572    | Stepped Flail M50 (65 x 10 x 440)             |
| 8       | 1778    | Hardened Flail Bush                           |
| 9       | 1849J2  | Flail Retaining Square Washer                 |
| 10      | 188     | Flail Bolt                                    |
| 12      | 188     | Flail Bolt and Locknut                        |
| 13      | 1861    | Square 4 Flail Carrier M60 & M70              |
| N/S     | 188P    | Pack of 2 x Flailbolts, Nuts, Bushes and Pins |
| N/S     | 2.402   | Split pin for castlenut                       |

# HD Series Slasher HD60, HD70, HD80

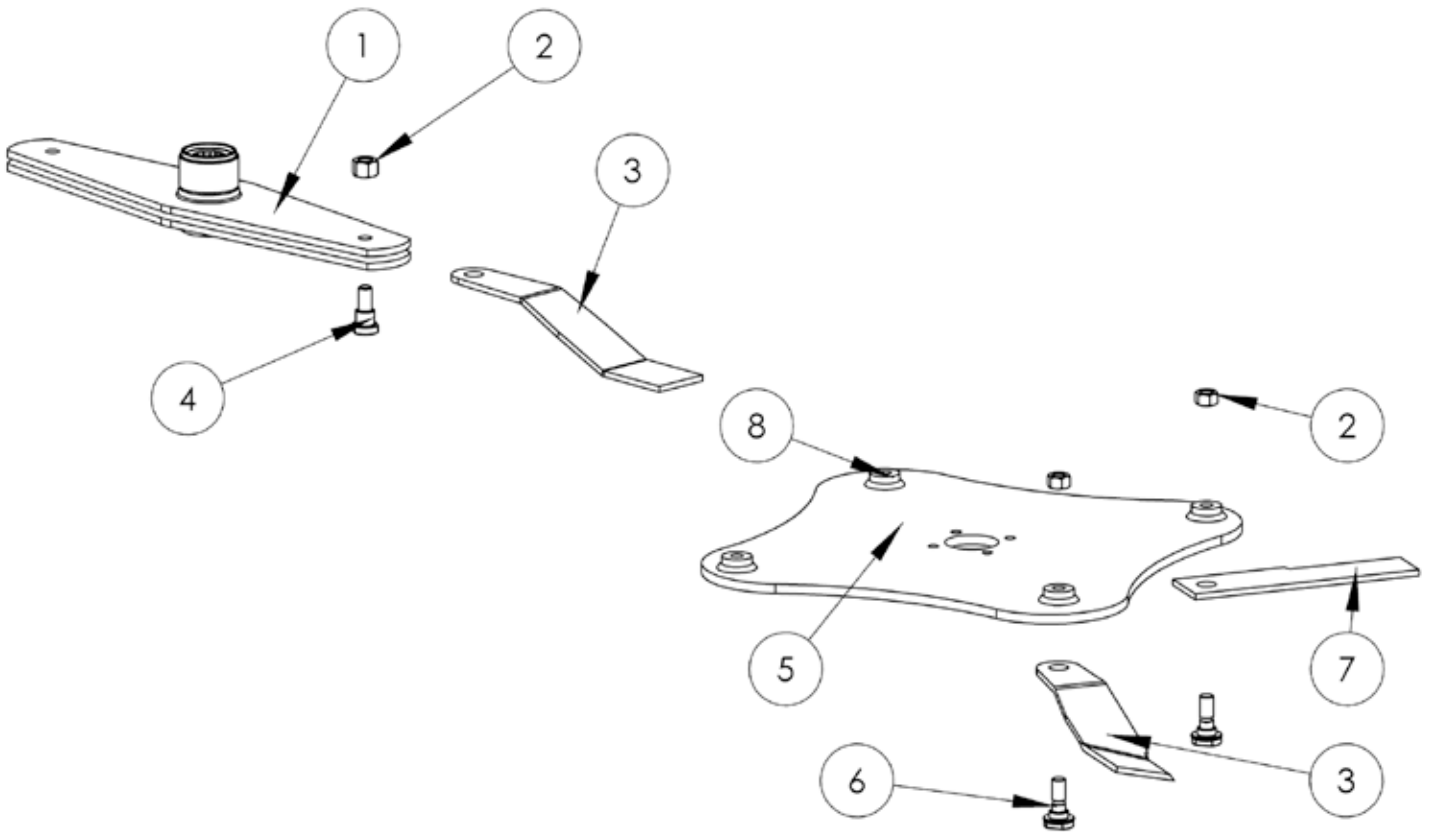


| ITEM NO | PART NO | DESCRIPTION                      |
|---------|---------|----------------------------------|
| 1       | 603.01  | Main Deck (HD60)                 |
|         | 703.01  | Main Deck (HD70)                 |
| 2       | 1.307   | Gearbox                          |
| 3       | 15.007  | Flange hub for gearbox           |
| 4       | FST     | M16 x 70 Bolt & Nyloc Nut        |
| 5       | 2190402 | PTO Cone                         |
| 6       | 1838.01 | Skid (HD60) LH & RH              |
|         | 1839.01 | Skid (HD70) LH & RH              |
| 7       | 981193  | Hardened Skid Shoe (Weld) (pair) |
| 8       | 1880LH  | A-Frame LH                       |
|         | 1880RH  | A-Frame RH                       |
| 9       | FST     | M16 x 70 Bolt & Nyloc Nut        |
| 10      | 910913  | Skid Bolt Retainer Plate         |
| 11      | 691605  | Flow Vane HD60/70                |
| 12      | 64      | Reinforcing Washer Plate         |
| 13      | FST     | M16 x 60 Bolt & Nyloc Nut        |

| ITEM NO | PART NO | DESCRIPTION                                  |
|---------|---------|--|
| 14      | 691606  | Mulching Chain Choke                         |
| 16      | 65.01   | Reinforcing Washer (Stay)                    |
| 17      | FST     | M16 x 60 Bolt & Nyloc Nut                    |
| 18      | FST     | M20 x 50 Bolt & Nyloc Nut                    |
| 19-20   | FST     | M16 x 50 Bolt & Nyloc Nut                    |
| 21      | 1731A   | Toplink Toggle                               |
| 22      | 10041   | Cat 1 / 2 Top Link Pin                       |
| 24      | 5050    | Cat 1 / 2 Lower Link Pin                     |
|         | 5603    | Cat 1 / 2 Lower Link Pin                     |
| 25      | FST     | M20 x 60 Bolt & Nyloc Nut                    |
| 27      | FST     | M10 x 30 Bolt & Nyloc Nut                    |
| 26      | 367013  | GM160/HD60 Chain Guard 6mm Plate             |
| 26      | 197046  | GM180/HD70 Front/ Rear Chain Guard 6mm Plate |
| N/S     | BU840   | U Bolt Retainer for 8mm Chain Curtain Links  |
| N/S     | 540805  | Galvanised Chain - 8mm                       |

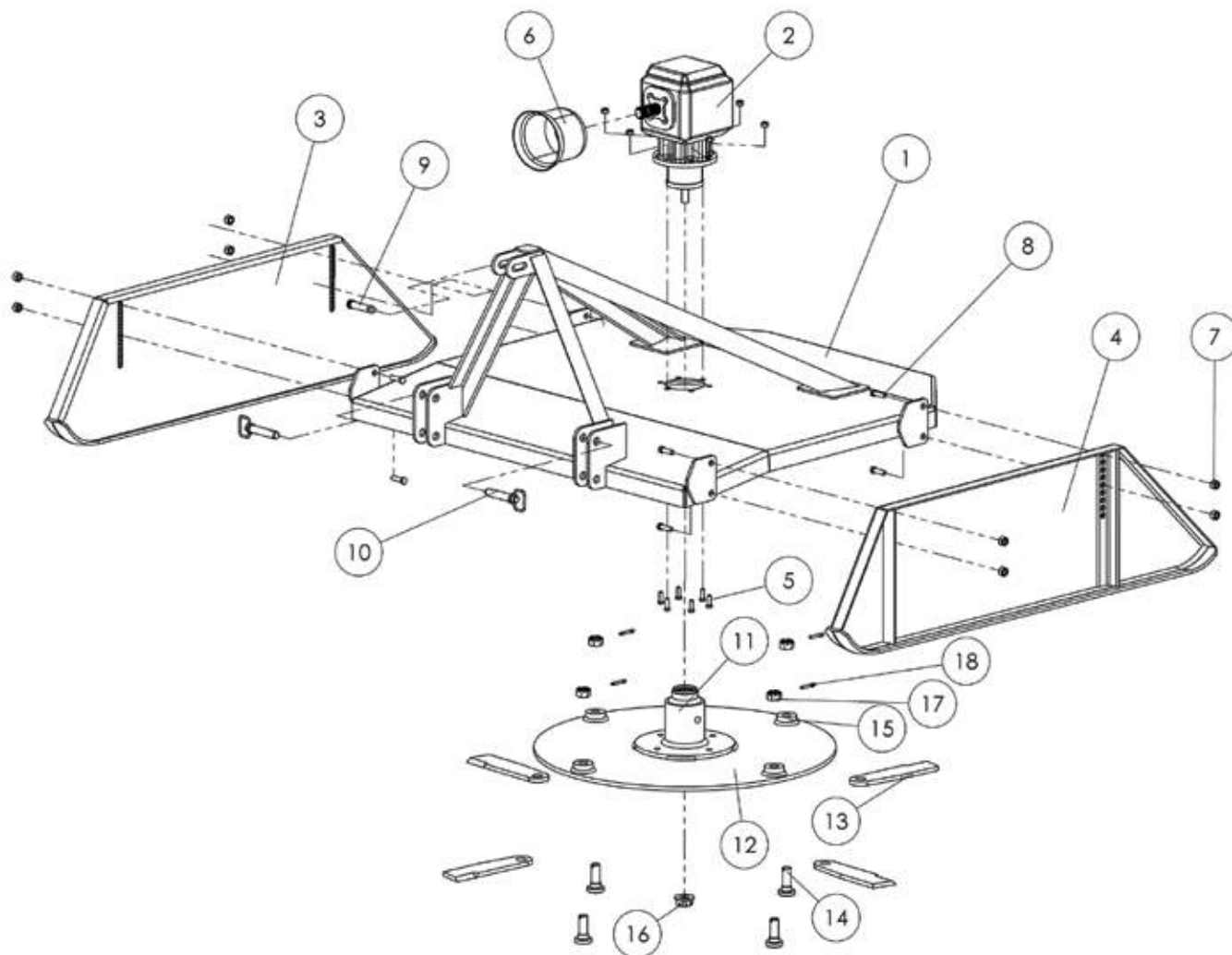


# HD Flail Plate Components



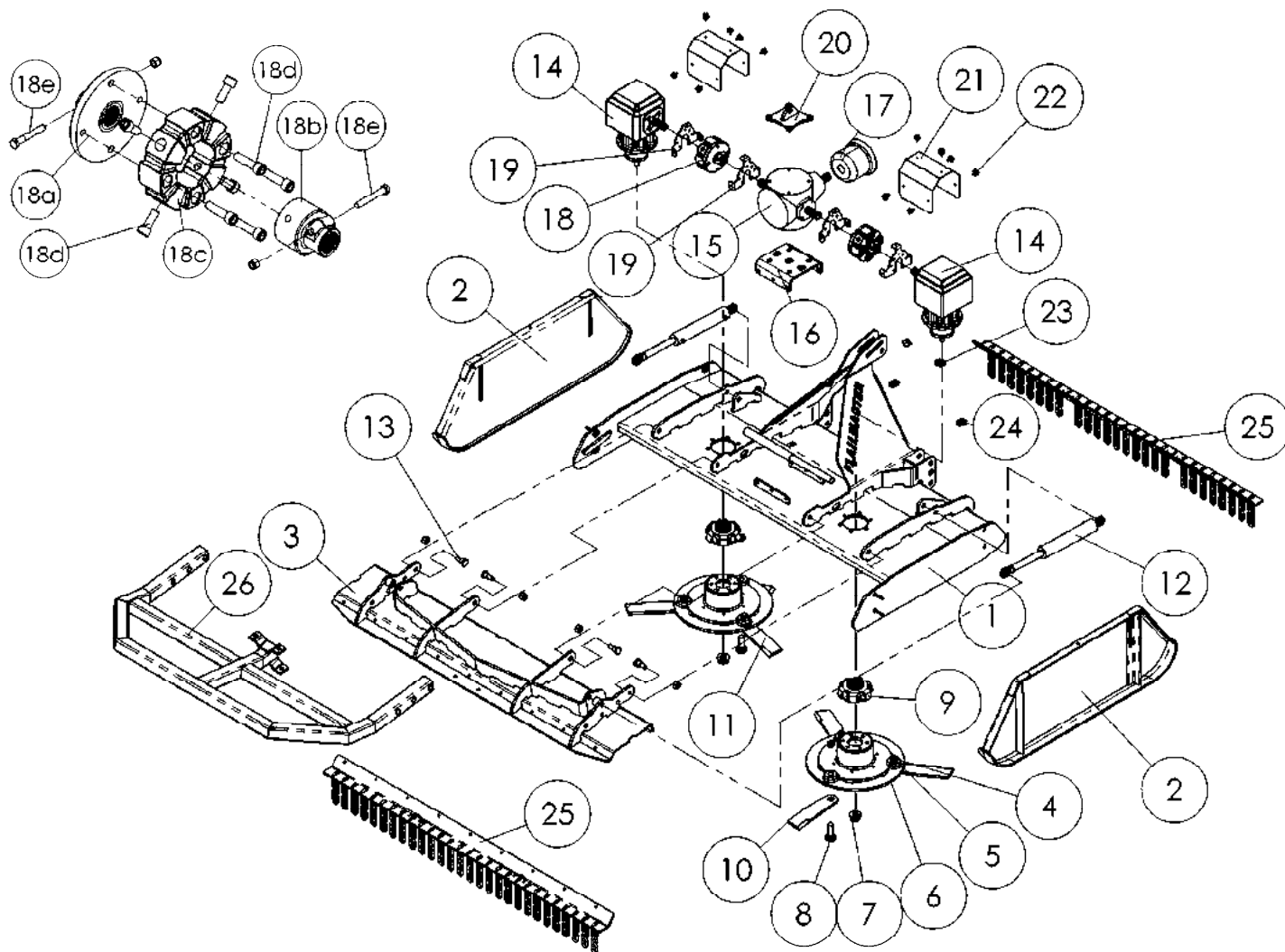
| ITEM NO | PART NO   | DESCRIPTION                          |
|---------|-----------|--------------------------------------|
| 1       | 1866      | 2 Blade Carrier (HD 60)              |
|         | 1866      | 2 Blade Carrier (HD 70)              |
| N/S     | 1865      | 2 Blade Carrier (HD 80)              |
| 2       | 377PL     | Lock Nut                             |
| 3       | 1060LH    | Stepped Axe Flail (HD 60) 406mm long |
|         | 1070LH    | Stepped Axe Flail (HD 70) 460mm long |
|         | 1080.02   | Stepped Axe Flail (HD 80) 525mm long |
| 4       | 2443      | Flail Bolt (2 Blade)                 |
| 5       | 970134.01 | 4 Blade Carrier HD60                 |
|         | 970134.02 | 4 Blade Carrier HD70 & 80            |
| 6       | 2443.01   | Flail Bolt for 4 Blade               |
| 7       | 1060.01   | Straight Flail (HD 60) 365mm long    |
|         | 1070.01   | Straight Flail (HD 70) 440mm long    |
|         | 1080.01   | Straight Flail (HD 80) 500mm long    |
| 8       | 156001    | Weld on threaded boss                |

# Jumbo Rotary Slasher / Brushcutter



| ITEM NO | PART NO | DESCRIPTION                   | ITEM NO | PART NO     | DESCRIPTION                                      |
|---------|---------|-------------------------------|---------|-------------|--|
| 1       | 84003   | Jumbo deck                    | 12      | 970138      | Flail Plate (16mm) /Circular                     |
|         | 84002   | RH Skid                       | 13      | 920509      | Axe Flail - Standard 16mm (400mm x 100mm x 16mm) |
|         | 84001   | LH Skid                       |         | 920507      | Straight Axe Flail 12mm                          |
| 2       | 1.363   | Gearbox (ITG)                 |         | 920507.01   | Kinked Axe Flail 12mm                            |
| 4       | 2190402 | PTO Cone                      | 14      | 1005.01     | HD Flail Bolt (16mm Flail)                       |
| 6       | 2190402 | PTO Cone                      |         | 1005        | HD Flail Bolt (12mm Flail)                       |
| 7       |         | Skid Mounting Bolt and Nut    | 15      | 86001       | "Weld On" Flail Bolt Hub                         |
| 10      | 5050    | Lower Link Pin                | 16      | 11.050      | Main Hub Nut (ITG)                               |
|         | 11.05   | Hub Nut for ITG 1.363 Gearbox | 17      | 3.01.107.56 | Flail Castle Nut                                 |
| 9       | 10028   | Top Link Pin                  | 18      | 1207        | Roll Pin   |

# Titan Twin Rotor HD Slasher

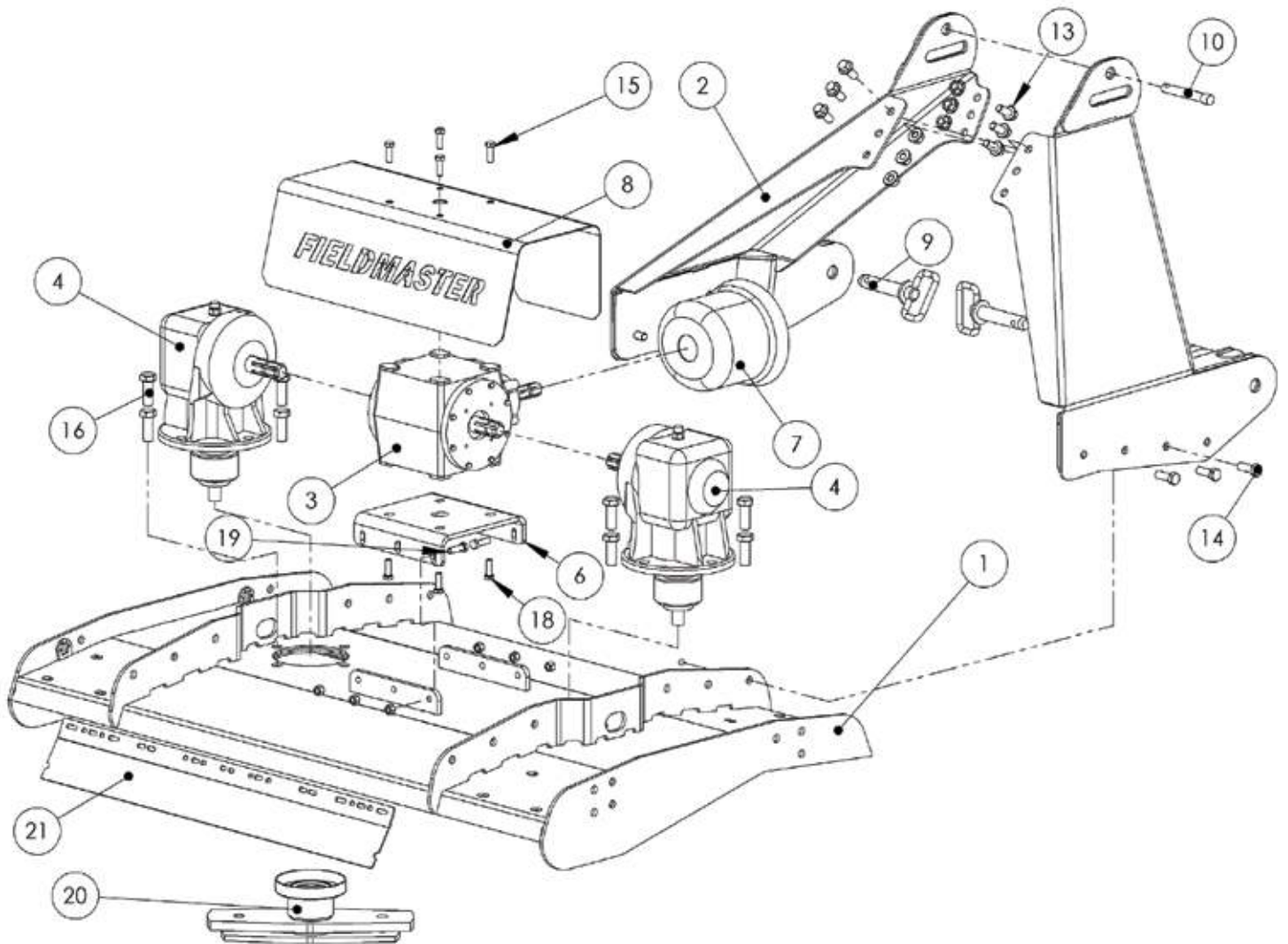


| ITEM NO | PART NO     | DESCRIPTION                 | QTY |
|---------|-------------|-----------------------------|-----|
| 1       | 7011TK      | Main Deck & A Frame Linkage | 1   |
| 2       | 84006       | Skids LH & RH               | 2   |
| 4       | 3.01.107.56 | Flail Castlenut             | 1   |
| 5       | 1012        | Split Pin for Castlenut     |     |
| 6       | 84007       | Flail Plate (Balanced)      |     |
| 7       | 11.05       | Castle Nut (Hub)            | 2   |
| 8       | 1005.01     | HD Flail Bolt               | 6   |
| 9       | 84017       | Flail Plate Adaptor         | 6   |
| 10      | 920509      | 16mm Axe Flail LH Cut       | 2   |
| 11      | 920510      | 16mm Axe Flail RH Cut       | 6   |
| 12      | 998002.01   | Rear Deck Ram               | 6   |
| 13      | 2443        | Rear Deck Pivot Bolt        | 2   |
| 13A     | 377PL       | Rear Deck Pivot Locknut     | 4   |
| 14      | 1.363       | Outer Gearbox               |     |
| 15      | 2155100G444 | Centre T Gearbox            | 2   |
| 16      | 87017       | Centre Gearbox Mount        | 1   |
| 17      | 2190402     | PTO Cone                    |     |

| ITEM NO | PART NO    | DESCRIPTION                             | QTY |
|---------|------------|---|-----|
| 18      |            | Transmission Coupling Assembly          | 2   |
| 18B     | 35.157/B   | Coupling Inner Hub (1 3/4 x 20 sp line) | 2   |
| 18C     | 35.158     | Coupling Element 4 Bolt Element         | 2   |
| 19      | 35.162     | Transmission Cover Brackets             | 4   |
| 21      | 35.162     | Transmission Cover                      | 2   |
| 22      | M8 x 25    | Cover Fasteners                         | 12  |
| 23      | 1177       | Hose Mount                              | 2   |
| 25      | 998002.02T | Hydraulic Hose Kit                      | 1   |
| 25      | 691608     | Front Safety Chain Set                  | 1   |
| 25      | 691608     | Rear Safety Chains (Optional)           | 1   |
| 26      | 84014      | Rear Push Frame (Optional)              | 1   |
|         | 5050       | Lower Link Pin, Cat 2                   | 2   |
|         | 10028      | Top link Pin, Cat 2                     | 1   |

# Gearmower GMM/GMT/GML/GMS/GMR

2 ROTOR MODELS



# Gearmower GMM/GMT/GML/GMS/GMR

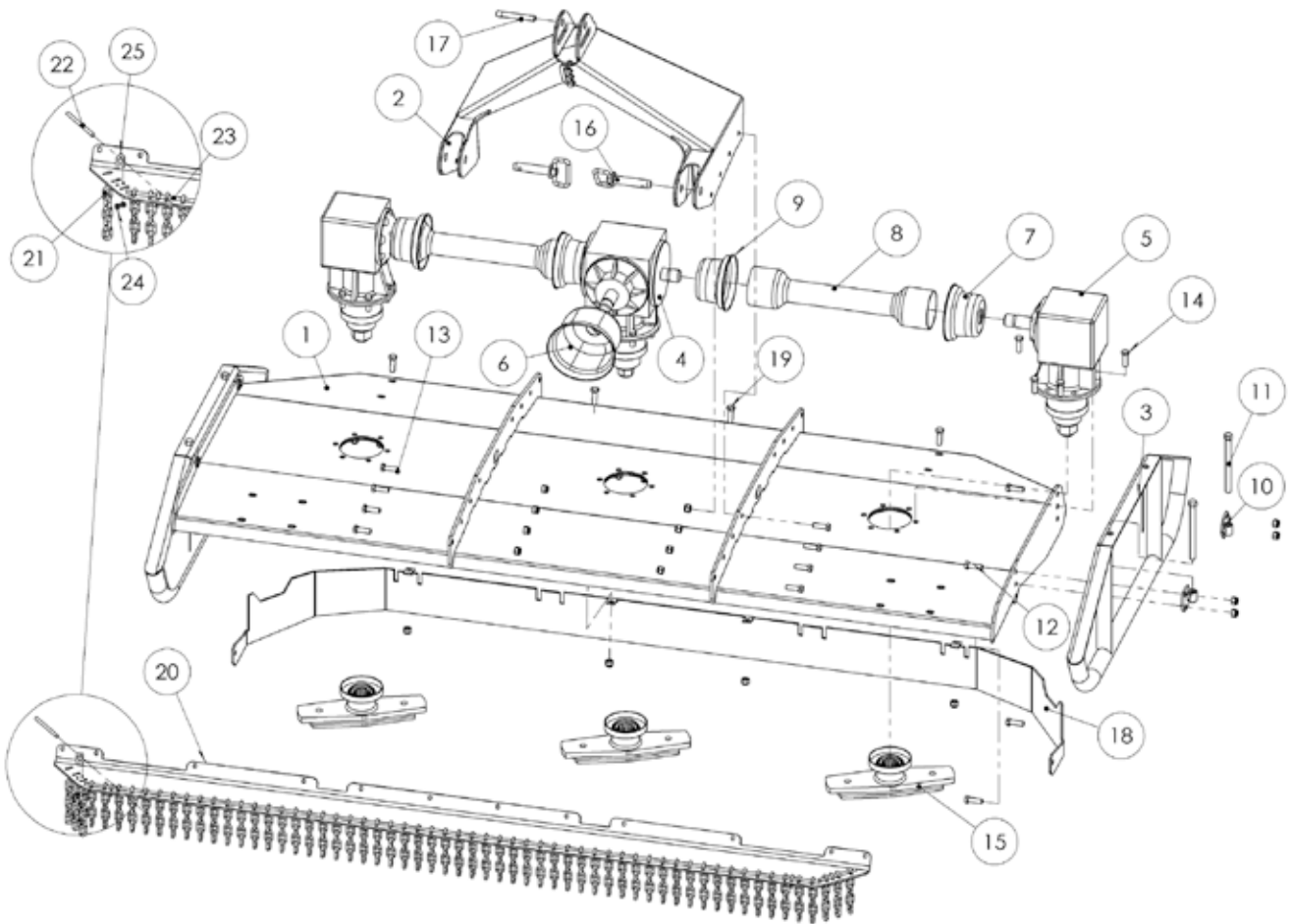
| ITEM NO | PART NO     | DESCRIPTION                                |
|---------|-------------|--|
| 1       | 160.02      | Main Deck, Gearmower 160                   |
|         | 160.02E     | EURO 160 DECK                              |
|         | 180.02      | Main Deck, Gearmower 180                   |
|         | 180.02E     | EURO 180 DECK                              |
|         | 200.02      | Main Deck, Gearmower 200                   |
|         | 200.02E     | EURO 200 DECK                              |
|         | 230.02      | Main Deck, Gearmower 230                   |
|         | 230.02E     | EURO 230 DECK                              |
|         | 270.02      | Main Deck, Gearmower 270                   |
|         | 270.02E     | EURO 270 Deck                              |
|         | 300.02      | Main Deck, Gearmower 300                   |
|         | 300.02E     | EURO 300 Deck                              |
| 2       | 1880LH      | M A Frame LHS                              |
|         | 1880RH      | GM A Frame RHS                             |
| 3       | 1.666       | Centre T Box - ITG (standard)              |
|         | 2050053G111 | Centre T Box (GM 140 only)                 |
|         | FM1032      | Euro 270/230/200/180 Centre T G/B (1:1.46) |
|         | FM1096      | Euro 140 Centre T Gearbox (1:1.92)         |
|         | 1.265       | Outer Gearbox (1:1.93)                     |
| 4       | 1.114       | Outer Gearbox 270 model (1:1.46)           |
|         | 1.004       | Outer Gearbox (GM 140 only)                |
|         | FM1095      | Euro 140 Side Gearbox (1:1.92)             |
|         | FM1030      | Euro 230/200/180 Side Gearbox (1:1.91) #1  |
|         | FM1033      | Euro 270 Side Gearbox (1:1.53) #2          |
|         | 19.075B     | Coupling Rubber Element only               |
|         | FM1079      | Red Flexible Coupling Element with Bushes  |

See separate page for skid, roller, and wheel listings.

| ITEM NO | PART NO   | DESCRIPTION                                  |
|---------|-----------|--|
| 6       | 77040     | Centre Gearbox Mount                         |
|         | 20337020  | GM140 Euro Central Gear Box Bridge           |
|         | 1141004   | GM Euro Central Gear Box Bridge              |
| 7       | 2190402   | PTO Cone                                     |
|         | FST       | PTO Cone Mounting Bolt                       |
| 8       | 117020    | Transmission Cover 160/180                   |
|         | 117025    | Transmission Cover 200/230                   |
|         | 77088     | Transmission Cover 270                       |
|         | 337039    | GM140 Gearbox Cover                          |
|         | 12302001  | EURO GM160/180 Gearbox Cover                 |
|         | 1192001   | EURO GM200/230 Gearbox Cover                 |
|         | 1142001   | EURO GM270 Gearbox Cover                     |
|         | 9         | 5050   |
| 10      | 10041     | Top Link Pin                                 |
| 13      | FST       | Flange head Bolt & Nut                       |
| 14      | FST       | Flange head bolt/nut                         |
| 15      | FST       | Cover Bolt                                   |
| 16      | FST       | Outer Gearbox Mounting Bolt/Nut              |
| 18      | FST       | Centre Gearbox Mounting Bolt                 |
| 19      | FST       | M12 x 50 Bolt (G/B Box Bracket)              |
| 20      | 7403218   | Flail Carrier GM160 (old XHD's)              |
|         | 7403220   | Flail Carrier GM180-230                      |
|         | 12603FA01 | Euro GM160 Flail Carrier - 35mm offset       |
|         | 11903FA01 | Euro GM180/200 Flail Carrier - 55mm offset   |
|         | 7403223   | Flail Carrier GM270                          |
|         | 11403FA01 | Euro GM230/270/300 Side Flail Carrier - 95mm |
| 21      | 77112     | Rear Mulch Panel (660mm long)                |
|         | 77111     | Rear Mulch Panel (900mm long)                |
|         | 193126    | Rear Mulch Panel Set (GM270)                 |
|         | 197160    | GM200 Full Width Rear Mulch Panel            |
|         | 197161    | GM230 Full Width Rear Mulch Panel            |

# Gearmower 3.0m & 3.3m

## 3 ROTOR MODELS



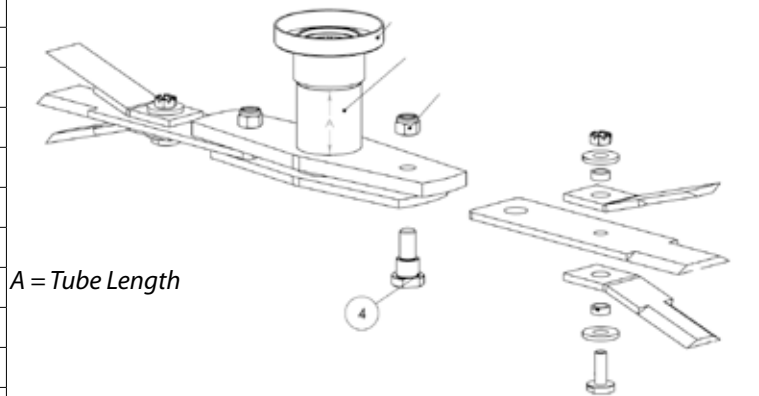
| ITEM NO | PART NO   | DESCRIPTION                                 | QTY |
|---------|-----------|---|-----|
| 1a      | 300.02    | Main Deck GM300 (3.0m)                      | 1   |
|         | 300.02E   | EURO 300 Deck                               | 1   |
| 1b      | 330.02    | Main Deck GM330 (3.3m)                      | 1   |
|         | 1880RHS   | GM A Frame RHS                              | 1   |
|         | 1880LHS   | GM A Frame LHS                              | 1   |
| 3a      | 725000    | GM/TM Mulcher/Topper Skid                   | 2   |
|         | 424004    | GM270 New Style Skid (LH or RH)             | 2   |
| 4       | FM1029    | Euro 300 Centre Gearbox                     | 1   |
|         | 1.670     | Centre Gearbox (2011 onwards)               | 1   |
| 5       | 1.261     | Outer Gearbox (1:1)                         | 2   |
|         | FM1031    | Euro 300 Side Gearbox                       | 2   |
| 7       | 2190402   | P.T.O Cone                                  | 5   |
| 8a      | A6043017  | Transfer Driveshaft c/w Covers              | 2   |
|         | A8043017  | Series 8 Cross Shaft 1 3/4" 20Sp (A6043017) | 2   |
|         | FM1037    | Euro/GMM300 PTO Coupling Cross Shaft        | 2   |
| 8b      | 507063851 | Driveshaft yoke only (1 3/4"x20)            | -   |
| 8c      | 41206     | Driveshaft Universal Joint                  | -   |
| 10-11   | 910912    | Skid adjuster c/w screw                     | 4   |

| ITEM NO | PART NO   | DESCRIPTION                                 | QTY |
|---------|-----------|---|-----|
| 12      | FST       | Skid Mounting Bolt                          | 8   |
| 13      | FST       | Flanged Nut & Bolt                          | 14  |
| 14      | FST       | Gearbox Mounting Bolt & Nut                 | 18  |
| 15      | 970140.01 | Flail carrier (GM300/330)                   | 3   |
|         | 11403FA01 | Euro GM230/270/300 Side Flail Carrier       | 2   |
|         | 11502FA01 | Euro GM300 Centre Flail Carrier             | 1   |
| 16      | 5050      | Lower link pin                              | 2   |
| 17      | 100041    | Top link pin                                | 1   |
| 18      | 193125    | GMM300 Full Width Rear Mulch Panel Set      | 1   |
| 19      |           | Mounting bolt/nut                           | 4   |
|         | 193125    | GMM300 Full Width Rear Mulch Panel Set      | 1   |
| 20b     | 77121     | GMM300 Front Chain Guard                    | 1   |
|         | 193125    | GMM300 Full Width Rear Mulch Panel Set      | 1   |
| 21      | 540805    | Chain link (Per metre)                      | A/R |
| 22      | FM1049    | 12mm Rod (per mtr)                          | A/R |
| 23      | FM1049    | 12mm Rod (per mtr)                          | A/R |
| 24-25   | BU840     | U Bolt Retainer for 8mm Chain Curtain Links | A/R |

Refer to following pages for other parts breakdown

## Gearmower & XHD Blade Assembly (Mulcher)

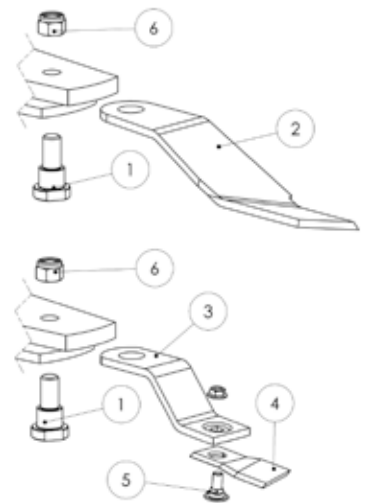
| ITEM NO. | PART NO.  | DESCRIPTION                       |
|----------|-----------|-----------------------------------|
| 1        | 10401200  | Centre Mulching Flail 140/160     |
|          | 10501210  | Centre Mulching Flail 180         |
|          | 10601220  | Centre Mulching Flail 200/300     |
|          | 10701230  | Centre Mulching Flail 230/3300    |
|          | 10801240  | Centre Mulching Flail 270         |
| 2        | 388       | Mulching Tip 180 - 300 (245mm)    |
|          | 1255      | Mulching Tip 140 - 160 (170mm)    |
| 3a       | 188       | Flail Bolt                        |
| 3b       | FST       | Hardened washer                   |
| 3c       | 1778      | Hardened Bush                     |
| 3d       | 368B      | Cone Locknut                      |
|          | 2.402     | Split Pin                         |
| 4        | 2443      | Main Flail Bolt - Stepped         |
| 5        | 377PL     | Main Flail Lock Nut               |
| 6        | 19.099    | Weld on Seal Protector Ring       |
| 7        | 7403218   | Flail Hub and Carrier (A+35mmo/a) |
|          | 7403220   | Flail Hub and Carrier (A+55mmo/a) |
|          | 7403223   | Flail Hub and Carrier (A+90mmo/a) |
|          | 970140.01 | Flail hub & Carrier (GM300)       |
|          | 12603FA01 | Euro Carrier (160)                |
|          | 11903FA01 | Euro Carrier (180/200)            |
|          | 11403FA01 | Side Carrier (230/270/300)        |
|          | 11502FA01 | Center Carrier (300)              |



| MODEL   | 3a-3d  | 189P | This pack includes 2x bolts, nuts, 4x bushes, norlock washers for 1 x Rotor (2 ends) |
|---------|--------|------|--|
| 160     | (pack) |      |  |
| 180-230 |        |      |  |
| 270     |        |      |  |
| 300     |        |      |  |

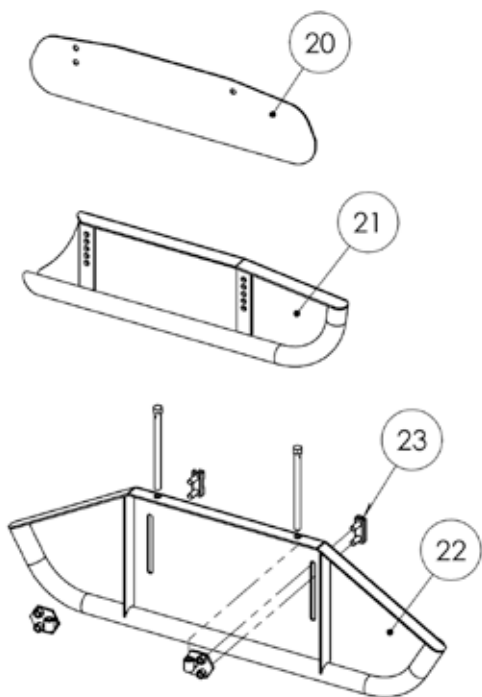
## Blade Assembly (Topping / Slasher)

| ITEM NO | PART NO  |         | DESCRIPTION                 |
|---------|----------|---------|-----------------------------|
|         | LH       | RH      |                             |
| 1       | 2443     |         | Flailbolt - Stepped         |
| 2       | 100L     | 100R    | Slasher Flail (140/160)     |
|         | 1050LH   | 1050RH  | Slasher Flail (180)         |
|         | 1060LH   | 1060RH  | Slasher Flail (200/300)     |
|         | 1070LH   | 1070RH  | Slasher Flail (230/330)     |
|         | 1080LH   | 1080RH  | Slasher Flail (270)         |
| 3       | 10401300 |         | Flail Tip Carrier (160)     |
|         | 10501310 |         | Flail Tip Carrier (180)     |
|         | 10601320 |         | Flail Tip Carrier (200/300) |
|         | 10701330 |         | Flail Tip Carrier (230/330) |
| 4       | 10801340 |         | Flail Tip Carrier (270)     |
|         | 2365.01  | 2365.02 | Gold Tip Flail              |
| 5       | 2365     |         | Flail Bolt / Nut - Gold Tip |
| 6       | 377PL    |         | Locking Nut                 |



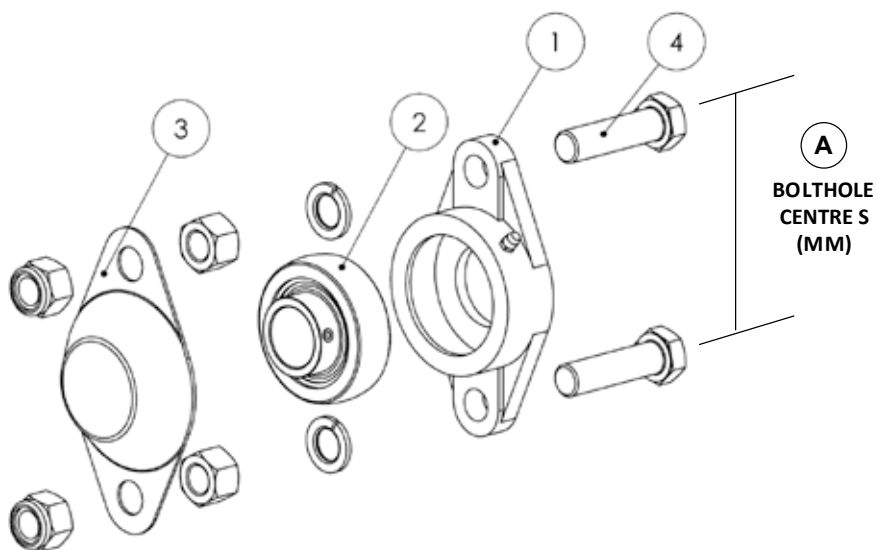
Older Gearmowers prior to 2006 used 'Shear-Tips' blade systems on a beam - see page 8.

## Gearmower & XHD Skids/Panels



| ITEM    | PART NO  | DESCRIPTION  |
|---------|----------|--|
| 20      | 337058   | Side Plate (GM140)                                 |
|         | 197015   | Side Plate (160/180)                               |
|         | 197042   | Side Plate (GM200/230/300)                         |
|         | 77103    | Side Plate (GM270)                                 |
|         | 20187031 | Side Plate (MX50/60)                               |
|         | 187032   | Side Plate (MX70)                                  |
| 22      | 725000   | Topeer Skid (GM180/230/300)                        |
|         | 424004   | Skid (GM270)                                       |
|         | 424007   | Orchard Skid (Low Profile) (GM270)                 |
|         | 194048   | RH Skidlet (GMR 160/180)                           |
|         | 194049   | LH Skidlet (GMR 160/180)                           |
|         | 194050   | RH Skidlet (GMR 200/230)                           |
|         | 194051   | LH Skidlet (GMR 200/300)                           |
| 23      | 910913   | Lock Tab   |
|         | FST      | Skid Bolt/Nut (16X50)                              |
| 24 & 25 | 910912   | Long Threaded Adjuster Bolt & Clamp (11") - 2 Hole |
|         | 910916   | Short Threaded Adjuster Bolt & Clamp (9") - 2 Hole |

## Roller Bearings

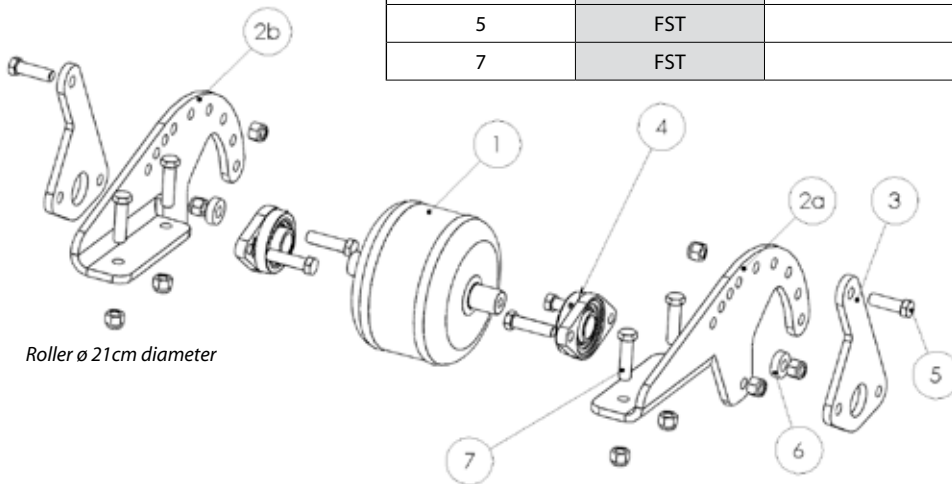


| ITEM | PART NO | DESCRIPTION                                | A     |
|------|---------|--|-------|
| 1    | 1199A   | Bearing Housing 206                        | 117mm |
|      | 1200A   | Bearing Housing 207                        | 130mm |
|      | 1208A   | Bearing Housing 208                        | 145mm |
|      | 1208HDA | 3 Bolt Housing                             | XHD   |
| 2    | 1199B   | Bearing (30mm shaft)                       |       |
|      | 1200HDB | Bearing (35mm shaft)                       |       |
|      | 1208B   | Bearing (40mm shaft)                       |       |
| ITEM | PART NO | DESCRIPTION                                | A     |
| 4    | FST     | Bolt & Nuts Set for Bearing cover (M16x60) |       |
|      | FST     | Bolt & Nuts Set for Bearing cover (M16x75) |       |



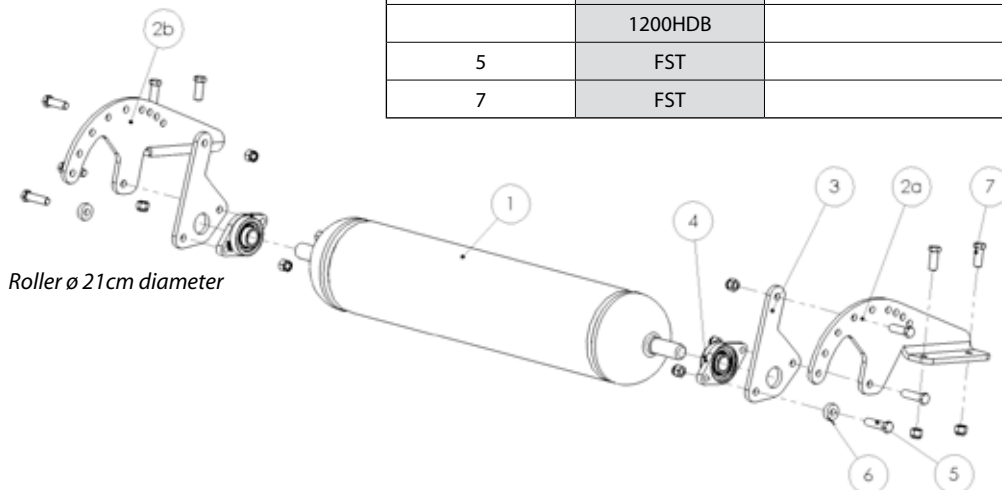
# Gearmower Front Stubbie Roller

| ITEM NO | PART NO  | DESCRIPTION                              |
|---------|----------|--|
| 1       | 980760HD | Stubbie Roller (35mm axle)               |
| 2a/2b/3 | 988710   | Roller bracket set GM140-230 (4pcs)      |
| 2a/2b/3 | 988709   | Roller bracket set GM270-300 (4pcs)      |
|         | 20194067 | GM140-200 LH Roller Brackets             |
|         | 20194068 | GM140-200 RH Roller Brackets             |
|         | 194069   | GM230/270 LH Roller Brackets             |
|         | 194070   | GM230/270 RH Roller Brackets             |
| 3       | 988711   | Adjuster bracket (GM140-270 Mount Plate) |
| 4       | 1200A    | Bearing Housing Only                     |
|         | 1200B    | Bearing Only - for 30mm axle             |
|         | 1200HDB  | Bearing Only - for 35mm axle             |
| 5       | FST      | Adjuster Bolt/Nut (M16x75)               |
| 7       | FST      | Mounting Boly/Nut (M16x50)               |

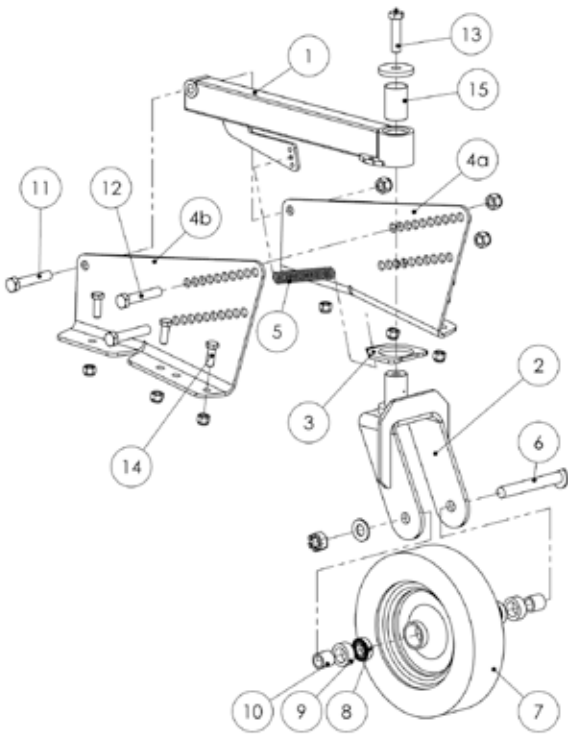


# Gearmower Rear Roller (Mega)

| ITEM NO | PART NO  | DESCRIPTION                                |
|---------|----------|--|
| 1       | 980761.1 | Mega Rear Roller GM160-180 (220mm dia)     |
|         | 980763.1 | Mega Rear Roller GM200-230 (220mm dia)     |
|         | 980764   | Mega Rear Roller GM270-300/330 (220mm dia) |
| 2a/2b/3 | 20194067 | GML140-200 LH Roller Bracket               |
|         | 20194068 | GML140-200 RH Roller Bracket               |
|         | 194069   | GML230/270 LH Roller Bracket               |
|         | 194070   | GML230/270 RH Roller Bracket               |
| 3       | 988711   | GML140-270 Roller Bearing Mount Plate      |
| 4       | 1200A    | Bearing Housing Only                       |
|         | 1200HDB  | Roller Bearing Only                        |
| 5       | FST      | M16 x 75 Bolt & Nut                        |
| 7       | FST      | M16 x 50 Bolt & Nut                        |

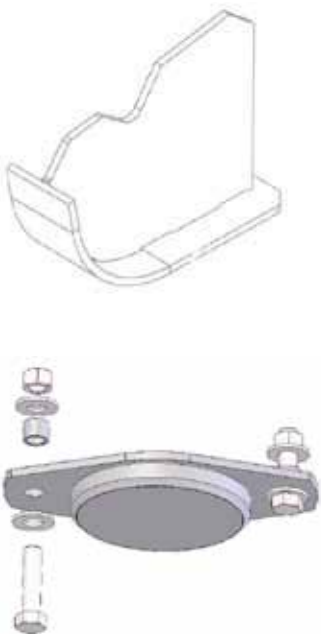


# Gearmower Wheel Assembly



| ITEM NO | PART NO  | DESCRIPTION                                    |
|---------|----------|--|
| 1       | 114007   | Front Wheel arm Long 768 mm                    |
|         | 194007   | Front Wheel Arm (Models 140)- Short 693mm      |
|         | 114019   | Front Wheel Arm (MX60/70)-Long 878mm           |
|         | 194007   | Rear Wheel Arm (Models 140-230)                |
|         | 114007   | Rear Wheel Arm (MX)                            |
| 2       | 114018   | Front Wheel Clevis/Yoke                        |
|         | 114008   | Rear Wheel Clevis /Yoke                        |
| 3       | 981011   | Spring Locking Plate                           |
| 4a/4b   | 334002   | GM140 Wheel Mount LH/RH                        |
|         | 197016/7 | & RH Front Mounting Plate (GM160-230)          |
|         | 197018/9 | & RH Rear Mounting Plate (GM160-230)           |
|         | 97001/2  | & RH Front Mounting Plates (MX)                |
| 5       | 981115   | Wheel Return Spring                            |
| 6       | 6.049    | Wheel Axle with grease nipple)                 |
|         | 11.036   | Axle Castlenut                                 |
| 7       | 16.09    | Wheel & Rim (Pnem filled)                      |
| 8       | 6205     | Wheel Bearing                                  |
| 9       | 355207   | Axle Seal, Suits castor wheel-not solid filled |
| 10      | 116009   | Wheel Spacer Sleeve                            |
| 11      | FST      | Arm Pivot bolt & nut                           |
| 12      | FST      | Height Setting bolt/nut                        |
|         | 5039     | Height Setting pin                             |
| 13      | 116608   | Retaining bolt                                 |
| 14      | 116018   | H.D Pivot retaining washer                     |
| 15      | 46275    | Wheel Pivot bush                               |

# Antiscalp Skid/Dome for Gearmowers

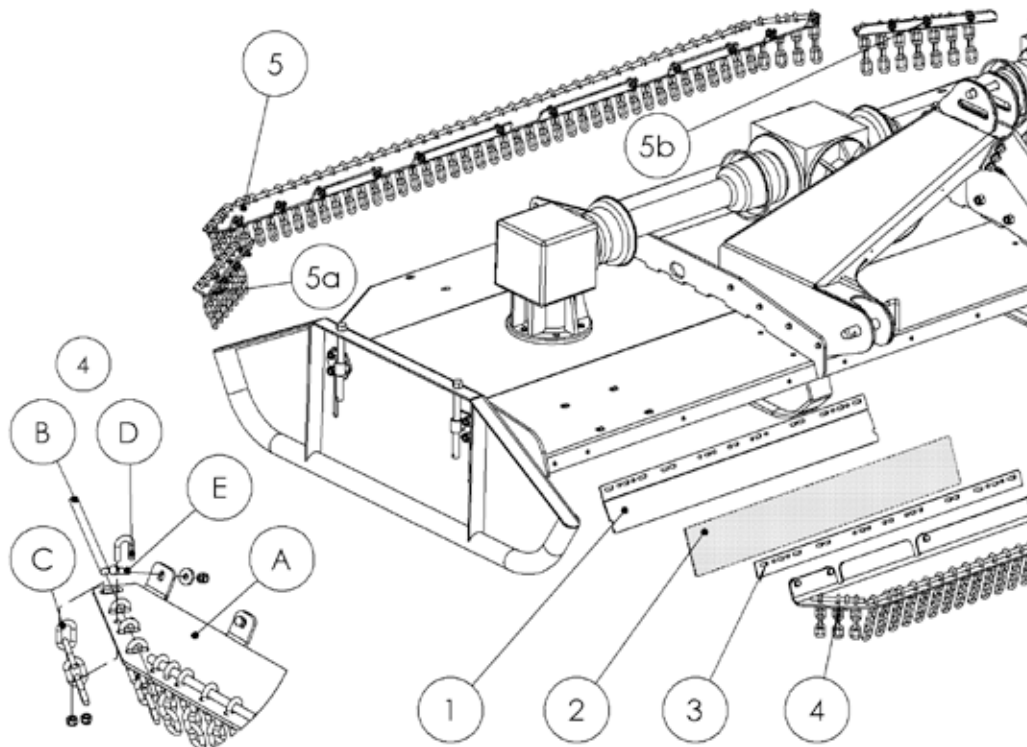


| PART NO  | DESCRIPTION                                 | Qty         |
|----------|---|-------------|
| *719002  | GM Anti Scalp Skidlet (180,200,230,300)     | 2           |
| *719003  | GM270 Anti Scalp Skid - Weld On             | 1           |
| 719003TM | Anti Scalp Skid for TM                      | 2           |
| 719004   | GM270 Anti Scalp Skidlet - Bolt On          | 1           |
| 194019   | Anti Scalp GM Saucer Disc                   | Per Rotor   |
| 2443.02  | Anti Scalp Bolt                             | 2x Per Disc |
| 196004   | Anti Scalp Dome Flail Carrier Hardened Bush | 1x Per Bolt |

Antiscalp skid fits at the front of the Gearmower model machine, in between rotors.

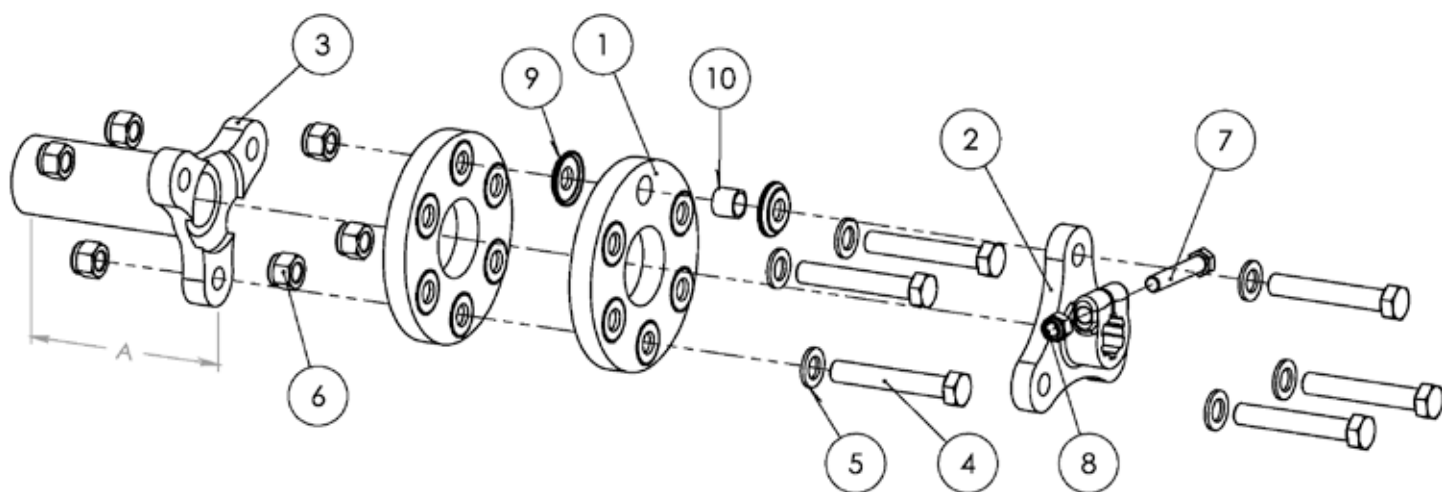
**\* WHEN ORDERING:** Please notify if you require weld on or bolt on type.

# Rubber/Metal Skirt/Chain Curtain



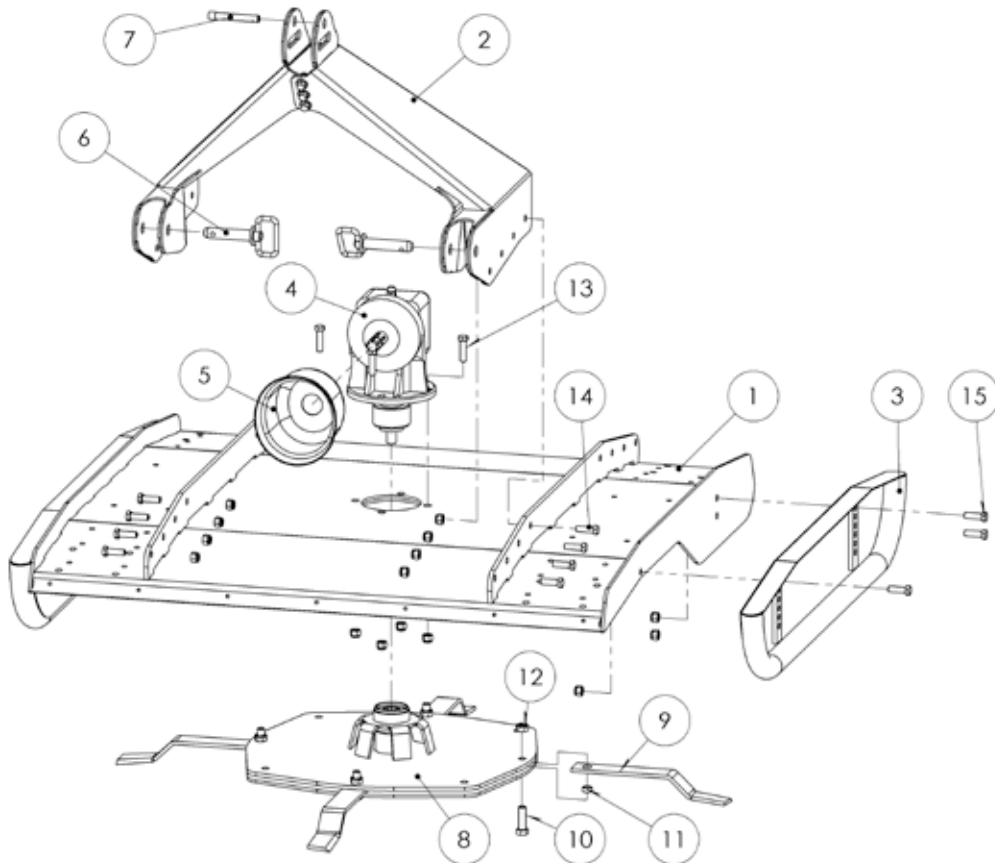
| ITEM | PART NO  | DESCRIPTION                             |
|------|----------|---|
| 2    | 771400   | 125mm Wide Rubber Guard (per metre)     |
| 2    | 771300   | 150mm Wide Rubber Guard (per metre)     |
| 3    | 775300   | Backing Support Strip (Metal) per metre |
| 4a   | 197046   | Front/Rear Curtain Plate GMM180         |
|      | 197047   | Front Curtain Plate GMM200              |
|      | 197091   | Front/Rear Curtain Plate GMM230/270     |
|      | 197079   | Front Curtain Plate GMM270              |
|      | 77121    | Front Curtain Plate GMM300              |
| 4b   | FM1049   | Metal Rod (per metre)                   |
| 4c   | 540805   | Chain Link (per metre)                  |
| 4d-e | BU840    | U-Bolt (Comes with nuts)                |
| 5    | 77136    | Rear Chain Plate 300                    |
|      | 20197239 | RH Rear Corner Guard GM230              |
|      | 20197240 | LH Rear Corner Guard GM230              |
|      | 20197236 | LH Rear Corner Guard GM180              |
|      | 20197235 | RH Rear Corner Guard GM180              |
|      | 197093   | RH Rear Corner Guard GM270              |
|      | 197094   | LH Rear Corner Guard GM270              |
|      | 197095   | LH Rear Corner Guard GM300              |
|      | 197092   | RH Rear Corner Guard GM300              |

# Coupling Assembly - Gearmower & XHD



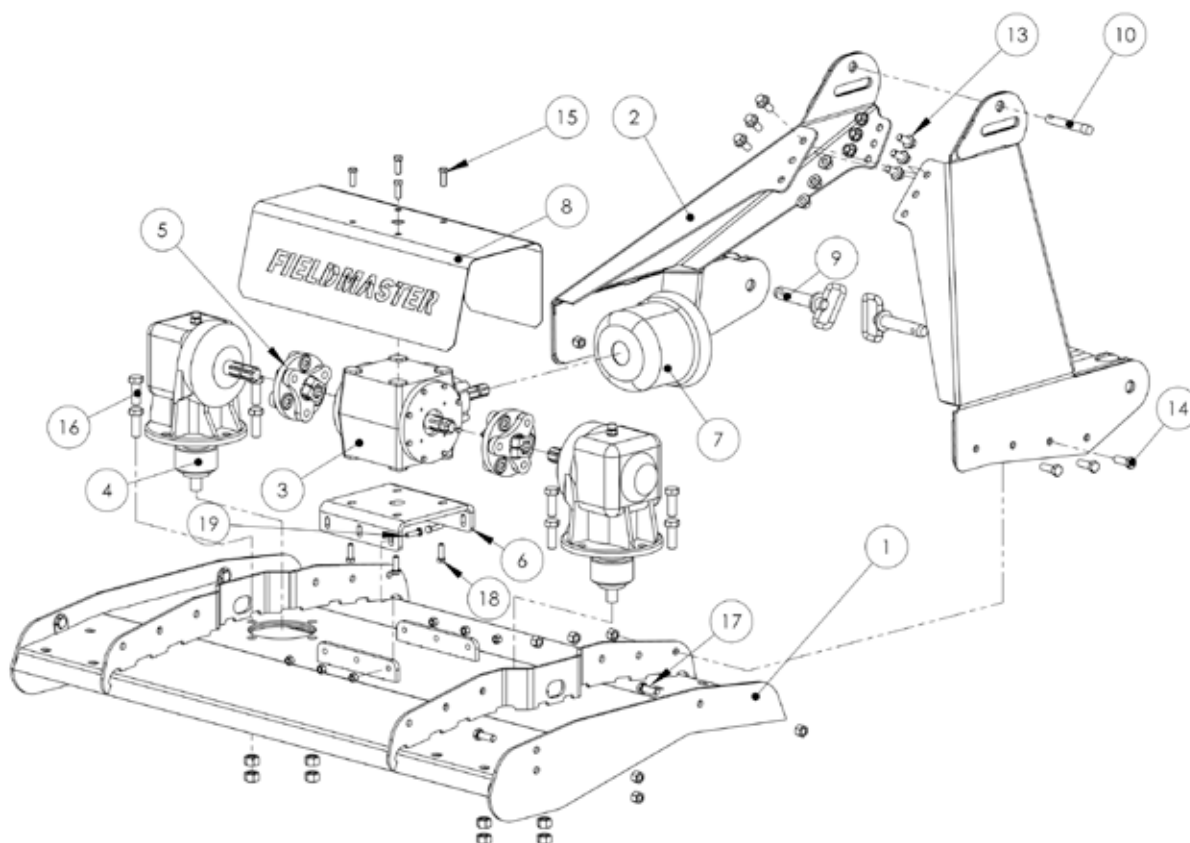
| ITEM  | PART NO       | DESCRIPTION                                      | QUANTITY USED |     |     |     |     |     |
|-------|---------------|--|---------------|-----|-----|-----|-----|-----|
|       |               |  |               |     |     |     |     |     |
| 1     | 19.075B       | Rubber Element Only                              | 1             | 1   | 1   | 2   | 2   | 2   |
|       | FM1079        | Red Element                                      | 1             | 1   | 1   | 2   | 2   | 2   |
|       | 35.158        | 4 Bolt 50 Series (Used on XHD Series)            | N/A           | N/A | N/A | N/A | N/A | N/A |
|       | 30.075        | 3 Bolt 30 Series (Used on XHD Series)            | N/A           | N/A | N/A | N/A | N/A | N/A |
|       | 2032GM180/3BH | GM180 3Bolt Centre Flex Hub (13/8 26) XHD Series | N/A           | N/A | N/A | N/A | N/A | N/A |
|       | 2032EGM3BF    | Euro GMHD 3 Bolt Flange (1 3/4" 26)              | N/A           | N/A | N/A | N/A | N/A | N/A |
|       | 2032GM230H    | GM230 HD 3 Bolt Centaflex Hub - (1 3/8" Z6)      | N/A           | N/A | N/A | N/A | N/A | N/A |
|       | 2032GM3BF     | GM HD 3 Bolt Centaflex Flange - (1 3/8" Z6)      | N/A           | N/A | N/A | N/A | N/A | N/A |
| 2     | 314003        | Clamp Flange Standard                            | N/A           | 1   | 2   | 2   | 1   | 1   |
|       | 203102FA01    | Euro GM230 Centre GB Coupling (13/4 26m)         | N/A           | N/A | N/A | N/A | 2   | N/A |
|       | 203103FA01    | Euro GM 200 Centre Coupling                      | N/A           | N/A | N/A | 2   | N/A | N/A |
|       | 203104FA02    | Euro GM 160/180/ Centre Coupling GB (13/4 26)    | N/A           | 2   | 2   | N/A | N/A | N/A |
|       | 203104FA01    | Euro GM 160/180 Side Coupling GB (13/8 26)       | N/A           | 2   | 2   | N/A | N/A | N/A |
|       | 203107FA01    | Euro GM 200/230/270 GB Coupling (1 3/8 26)       | N/A           | N/A | N/A | 4   | 4   | 4   |
|       | 203105FA01    | Euro GM 140 Side/Centre Coupling (13/826)        | 1             | N/A | N/A | N/A | N/A | N/A |
| 3     | 35.208U       | Flange with extension (A = 160mm)                | N/A           | N/A | N/A | N/A | 1   | N/A |
|       | 35.209U       | Flange with extension (A = 260mm)                | N/A           | N/A | N/A | N/A | N/A | 1   |
| 4/5/6 | FST           | Coupling Bolt Nut & Washer M16x90                | 12            | 12  | 12  | 24  | 24  | 24  |
| 7/8   | FST           | Clamp Bolt & Nut 1/2" x 3"                       |               |     |     |     |     |     |
| 9     | FST           | Metal Cupped Washer                              | 24            | 24  | 24  | 48  | 48  | 48  |

# MX Series Vineyard Mower MX40/50/60/70



| ITEM | PART NO | DESCRIPTION              | ITEM | PART NO  | DESCRIPTION                                   |
|------|---------|--------------------------|------|----------|---|
| 1a   | 434001  | MX40 Deck                | 8    | 184012   | Circular Double Clevis Flail Plate MX60/ MX70 |
| 1b   | 503.01  | MX50 Deck                | 9a   | 7403218  | MX40 Carrier                                  |
| 1c   | 603MX   | MX60 Deck                |      | 20414141 | MX50 4 Blade Carrier                          |
| 1d   | 703MX   | MX70 Deck                |      | 454005   | MX50 2 Blade Carrier                          |
| 2    | 1880RHS | MX A-Frame RH            | 9b   | 1060LH   | MX40 Blade                                    |
|      | 1880LHS | MX A-Frame LH            |      | 10701230 | MX50 Straight Blade (Suits 4x blade carrier)  |
|      | 374002  | MX40 A Frame             |      | 1070LH   | MX60 Flail (460x100x10)                       |
| 3    | 1838    | Skid LH or RH MX60       |      | 1080.02  | MX70 Flail (525x100x10)                       |
|      | 1839    | Skid LH or RH MX70       |      | 300-L    | Optional MX Self Sharpening Axe Flail         |
|      | 713000  | MX40 LH Skid             | 10   | 188      | Flail Bolt 3/4"                               |
|      | 713001  | MX40 RH Skid             | 11   | 1778     | Flail bush                                    |
| 4a   | 1.265   | Gearbox 1:1.97 (MX50-60) | 12   | 368B     | Cone Locknut (for 188 Flailbolt)              |
| 4b   | 1.028   | Gearbox 1:1.47 (MX70)    | 13   | FST      | Gearbox Mounting Bolt                         |
| 5    | 2190402 | PTO Gearbox Core         | N/S  | FST      | A-Frame Flange Bolt & Nut                     |
| 6    | 5050    | Lower Link Pin           | N/S  | FST      | Skid Mounting Bolt / Nut                      |
| 7    | 100028  | Top Link Pin             | N/S  | 20454007 | MX50/60 Side Discharge Skid                   |
|      |         |                          | N/S  | 1838SD   | L.H. Open Side Discharge Skid                 |
|      |         |                          | N/S  | 981193   | Replacement weld on skid shoes                |

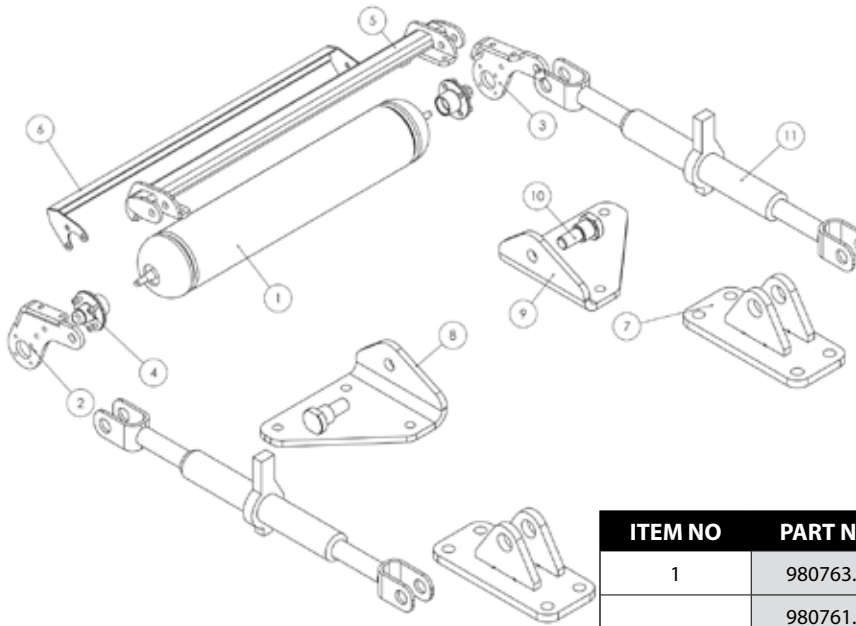
# XHD Series Vineyard Mower



| ITEM NO | PART NO   | DESCRIPTION  |
|---------|-----------|--|
| 1       | 160.02XHD | Main Deck, XHD 160                                   |
|         | 180.02XHD | Main Deck, XHD 180                                   |
|         | 200.02XHD | Main Deck, XHD 200                                   |
|         | 230.02XHD | Main Deck, XHD 230                                   |
| 2       | 1880XHD   | Headstock 1 x Piece (welded)                         |
| 3       | 1.666     | Centre Tee Box (GM270) 1-3/4" x20 spline input shaft |
|         | FM1032    | Euro 270/230/200/180 Centre T G/B (1:1.46)           |
| 4       | 1.028     | Side Gearbox (1:1-46)                                |
|         | FM1030    | Euro 230/200/180 Side Gearbox (1:1.91)               |
| 5       |           | Coupling Assembly - see separate drawing page 34     |
|         | FM1079    | Coupling Element only                                |
| 6       | 77040     | Centre Gearbox Mount                                 |
| 7       | 2190402   | PTO Cone   |
| 8       | 117020    | Transmission Cover 160/180                           |
|         | 117025    | Transmission Cover 200/230                           |
|         | 77088     | Transmission Cover 270                               |
|         | 12302001  | Cover 180/200 Euro XHD                               |
|         | 1192001   | Cover 200/230 Euro XHD                               |
|         | 1142001   | Cover 270 Euro XHD                                   |
| 9       | 5050      | Lower Link Pin                                       |
| 10      | 10041     | Top Link Pin   |
| 16      | FST       | Gearbox Mounting bolt/nut                            |
| 18/15   | FST       | Gearbox mount bolt/nut                               |
| 19      | FST       | Mounting Plate bolt                                  |

Refer to previous gearmower pages for skids, rollers, couplings and blade details.

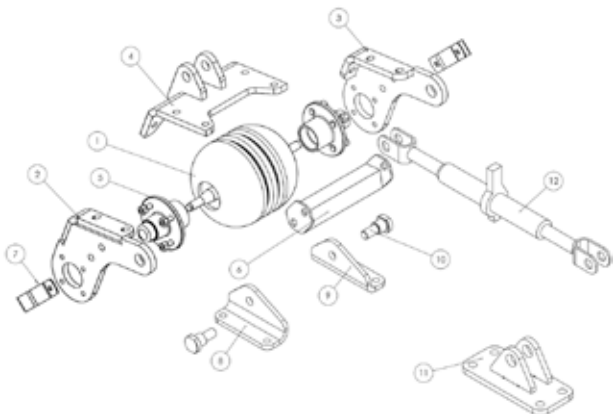
## XHD Rear Roller



| ITEM NO | PART NO  | DESCRIPTION                                       |
|---------|----------|---|
| 1       | 980763.1 | GM200/230 Mega Rear Roller Series III (220mm Dia) |
|         | 980761.1 | GM160/180 Mega Rear Roller Series III (220mm Dia) |
|         | 980764   | GM270/300/330 Mega Rear Roller Series III         |
| 2       | 114012   | XHD Roller Arm Brace Mount RH                     |
| 3       | 114013   | XHD Roller Arm Brace Mount LH                     |
| 5       | 114015   | XHD Rear Roller Over Arm Brace                    |
| 7       | 224007   | XHD Mid Roller Bracket LH/RH                      |
| 8       | 227025   | XHD LH Rear Roller Mount                          |
| 9       | 227029   | XHD RH Rear Roller Mount                          |
| 10      | 2443.01  | Flail Bolt (New HD Series)                        |
| 10A     | 377PL    | Thin Nylon Locking Nut 7/8"                       |
| 11      | 2710     | XHD Ratchet Adjuster for Roller                   |

\* Later models (2009 onwards) used 3 bolt housing 40mm shaft - see inset above.

## XHD Front Roller

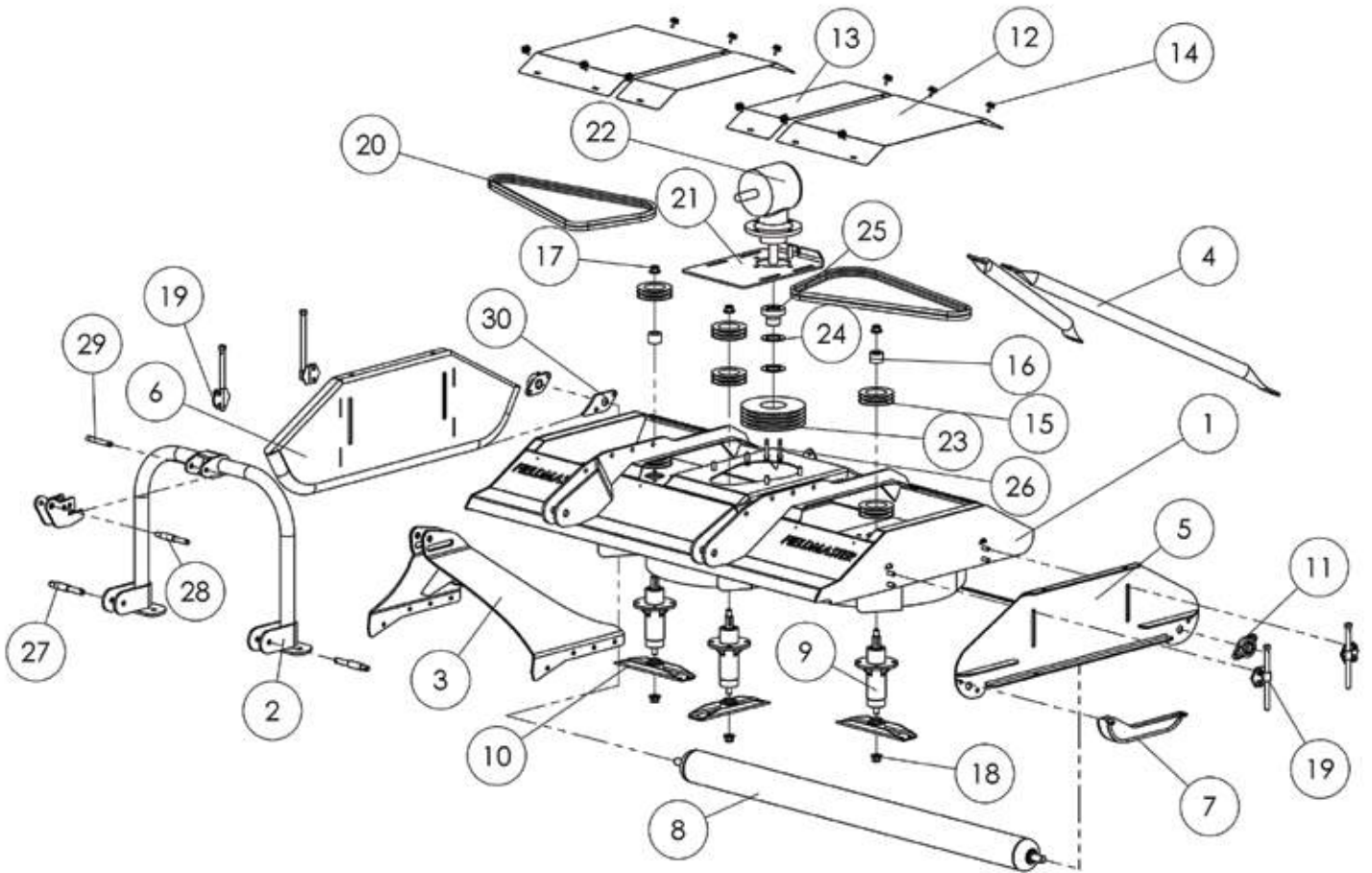


| ITEM NO | PART NO       | DESCRIPTION                               |
|---------|---------------|---|
| 1       | 980860        | XHD Stubbie Mega Roller with 40mm Shaft   |
| 2       | 114012        | XHD Roller Arm Brace Mount RH             |
| 3       | 114013        | XHD Roller Arm Brace Mount LH             |
| 4       | 988810        | XHD Front Roller Overarm Turnbuckle Mount |
| 7       | 117056        | Roller bearing end protector (old XHD)    |
| 8       | 227022/227028 | XHD RH Front Roller Mount                 |
| 10      | 2443.01       | Flail Bolt (New HD Series)                |
| N/S     | 377PL         | Thin Nylon Locking Nut 7/8"               |
| 11      | 224007        | XHD Mid Roller Bracket LH/RH              |
| 12      | 2710          | XHD Ratchet Adjuster for Roller           |

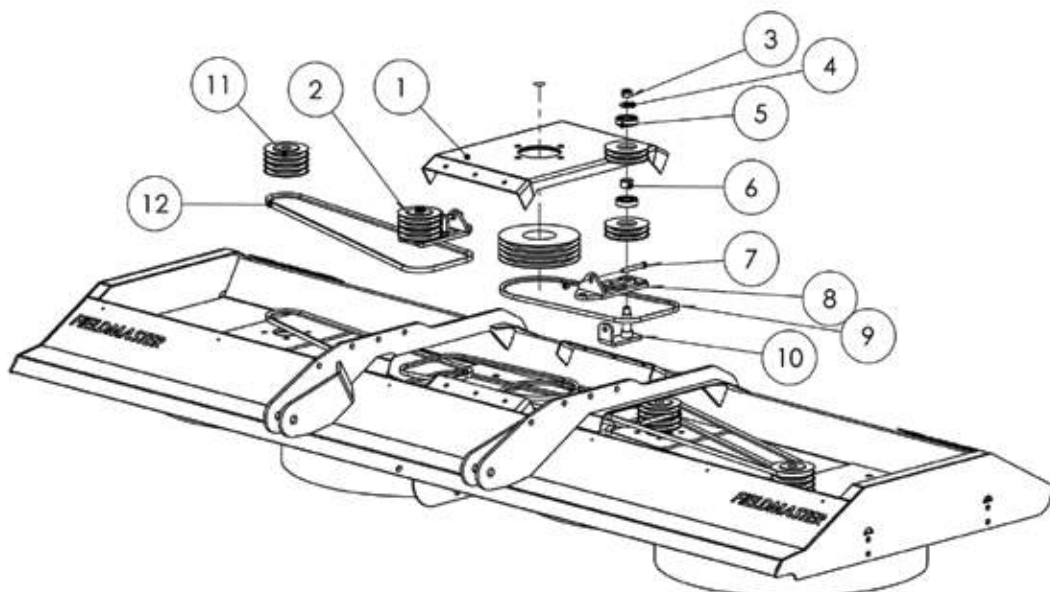
\* Later models (2009 onwards) used 3 bolt housing 40mm shaft - see inset above.

# Toppers & Roller Mowers

## OM / TM / PM 5000 Series



### 4 Spindle TM/PM Idler / Tensioner Pulley Detail





| ITEM   | PART NO  | DESCRIPTION                      |
|--------|----------|----------------------------------|
| 1      | 180.01   | Main Deck 180                    |
|        | 210.01   | Main Deck 210                    |
|        | 240.01   | Main Deck 240                    |
|        | 270.01   | Main Deck 270                    |
|        | 300.01   | Main Deck 300                    |
| 2      | 1878.01* | "A" Frame/ Headstock (Pipe)      |
| 3      | 54030    | "A" Frame/ Headstock MKII        |
| 4      | 75*      | Rear Stay                        |
| 5      | 725119   | Park Mower LH Skid               |
|        | 725120   | Park Mower RH Skid               |
| 6      | 725000   | Topper Skid (LH & RH)            |
| N/S    | 981193   | Topper Skid Wear Plates, Weld On |
| 7      | 725200   | Front Skid Shoe (Bolt On)        |
| 8      | 905008   | Front or Rear Roller PM/TM180    |
|        | 905001   | Front or Rear Roller PM/TM210    |
|        | 905004   | Front or Rear Roller PM/TM240    |
|        | 905007   | Front or Rear Roller PM/TM270    |
|        | 905003   | Front or Rear Roller PM/TM300    |
| 9      | 100500HD | Spindle Assembly (see page 41)   |
|        | FST      | Spindle Mounting bolt/nut        |
| 10     | 770405   | Blade Carrier 240-300            |
|        | 770406   | Short blade carrier (180-210)    |
| 11     | 1199A    | Roller Bearing Housing           |
|        | 1199B    | Roller Bearing Only              |
|        | 1199*    | Roller Bearing and Housing       |
|        | 1199C*   | Roller Bearing Cover             |
| 12- 13 | 501806   | Belt Cover Panel 180             |
|        | 502106   | Belt Cover Panel 210             |
|        | 502406   | Belt Cover Panel 240             |
|        | 502706   | Belt Cover Panel 270             |
|        | 503006   | Belt Cover Panel 300             |
|        | 17092    | PM/TM Belt Cover Small Inner     |

| ITEM | PART NO   | DESCRIPTION                                  |
|------|-----------|--|
| 13   | 910912    | Skid Adjusting Screw                         |
| 14   | 8751611   | Belt Cover Thumb Screw                       |
| 15   | 120016    | 6" X 4 Groove Spindle Pulley                 |
| 16   | NLA       | Pulley Spacer bush (use 120016)              |
| 17   | 367B      | Pulley Retaining Nut (Conelock)              |
| 18   | 367B      | Blade Retaining Nut (Conelock)               |
| 19   | 910912    | TM Skid Adjusting Plate and 11" bolt         |
|      | 910916    | PM Skid Adjusting Plate and 9" bolt          |
| N/S  | 910913    | Skid Bolt Lock Tab Plate                     |
| 20   | 2718      | Vee Belt - 180 (4x)                          |
|      | 2728      | Vee Belt - 210 (4x)                          |
|      | 2725      | Vee Belt - 240 (4x)                          |
|      | 1515      | Vee Belt - 270 (4x)                          |
| 21   | 500906    | Gearbox Mount Plate                          |
| N/S  | 981114    | Gearbox / Belt Tensioner Threaded Lug        |
| 22   | 1.265     | Main Drive Gearbox (Separate Page For Parts) |
| 23   | 120023A   | Main Drive Pulley, (275mm)                   |
| 24   |           | Spacer/s for Hub/Pulley                      |
| 25   | 981109.J2 | Drive Pulley Hub                             |
| 26   | FST       | Gearbox Pulley Mounting Bolts                |
| 27   | 5044      | Lower Link Dual Cat Pin                      |
| 28   | 10041     | Top Link Pin-GM/TM A-frame                   |
| N/S  | 1731*     | Toplink Toggle (MKI)                         |
| 29   | 5074      | Toggle Pivot Pin                             |
| 30   | 424005    | GM/TM Roller Bracket - bolt on RH            |
|      | 424006    | GM/TM Roller Bracket - bolt on LH            |
|      | 1199A     | Roller Bearing Housing                       |
|      | 1199B     | Roller Bearing only                          |
| N/S  | 5603      | Lynch Pin                                    |

\*Obsolete  
Part No longer  
Available

## 270 & 300 4 Spindle Models

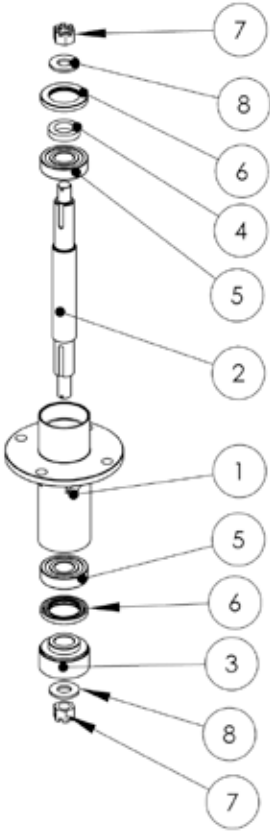
| ITEM | PART NO  | DESCRIPTION                              | QTY |
|------|----------|--|-----|
| 1    | 20054013 | Gearbox Mount Bridge (Part of Main Deck) | 1   |
| 2    | 120018   | Tensioner Pulley 2 Groove (x2)           | 4   |
| 3    | 367B     | Locknut                                  | 2   |
| 4    | FST      | Washer M20 Flat                          | 2   |
| 5    | 2540     | Tensioner Pulley Bearing                 | 4   |
| 6    | 120020   | Tensioner Pulley Spacer                  | 2   |
| N/S  | 2206     | Internal Circlip                         | 4   |

| ITEM | PART NO   | DESCRIPTION                         | QTY |
|------|-----------|-------------------------------------|-----|
| 7    | 981114    | PM/TM Short Tensioner Screw Set     | 2   |
| 8    | 120019.01 | Tensioner Guide Plate               | 2   |
| 9    | 2717      | Vee Belt (inner spindles) Model 300 | 4   |
| 9/a  | 1519      | Vee Belt (inner spindles) model 270 | 4   |
| 10   | 120019.01 | PM/TM Tensioner Body                | 4   |
| 11   | 120016    | Spindle Pulley 4V (yellow)          | 4   |
| 12   | 2960      | Vee Belt (outer spindles) Model 300 | 4   |
| 12/a | 2708      | Vee Belt (outer spindles) Model 270 | 4   |

\*Obsolete Part No  
longer Available



# 100100 Spindle Assembly

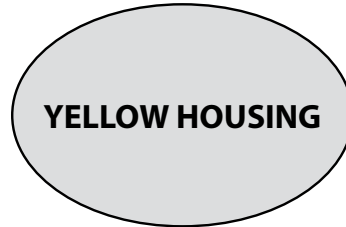


## IDENTIFY BY: YELLOW HOUSING, YELLOW PULLEYS

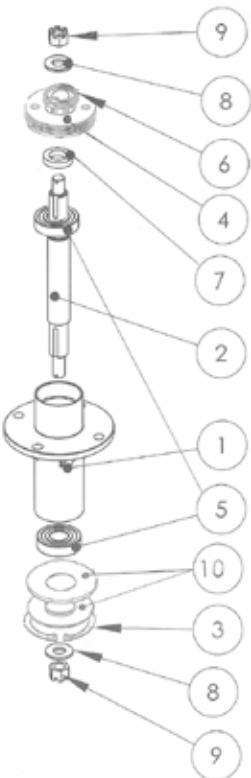
Note: Tapered ends on spindles.

| ITEM | PART NO  | DESCRIPTION         |
|------|----------|---------------------|
| 1    | 100101   | Spindle Housing     |
| 2    | 100152HD | Spindle Shaft       |
| 3    |          | Weld on hub         |
| 4    | 100153   | Oil seal spacer     |
| 5    | 2540     | Bearing - Sealed    |
| 6    | 802784   | Oil Seal            |
| 7    | 367      | Castlenut / Locknut |
| 8    | 71348    | HD Washer           |
| N/S  | 3617     | Spindle lock nut    |

\*Obsolete Now Use 100500HD



# 100090 Spindle Assembly

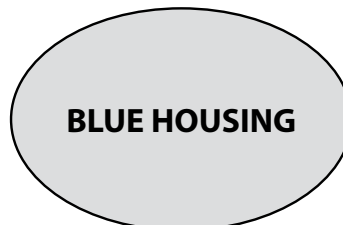


## IDENTIFY BY: BLUE HOUSING, BLUE PULLEYS

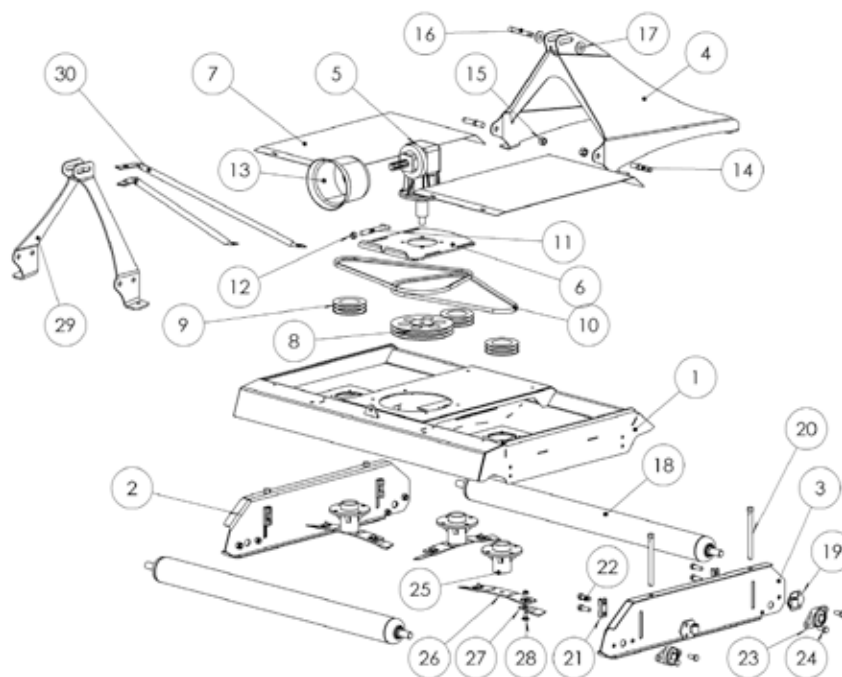
Note: Tapered ends on spindles.

| ITEM | PART NO  | DESCRIPTION                          |
|------|----------|--------------------------------------|
| 1    | 100091   | Spindle housing - blue               |
| 2    | 100052HD | Spindle shaft (tapered top & bottom) |
| 3    | 22006    | Circlip                              |
| 4    | 100053   | Threaded oil seal cap/housing        |
| 5    | 1191     | Bearing - unseated                   |
| 6    | 4014     | ring - Rubber                        |
| 7    | 4013     | Oil seal                             |
| 8    | 71348    | HD spindle washer                    |
| 9    | 368      | Spindle lock nut                     |
| 10   | 4011/12  | Z type steel seal                    |
| N/S  | 3617     | Spindle-key (for pulley & hub)       |

Used on Fieldmaster Broadacre mowers 1997-2006



# PMM Minipark Mower M600/M700 - M1500/MP1800

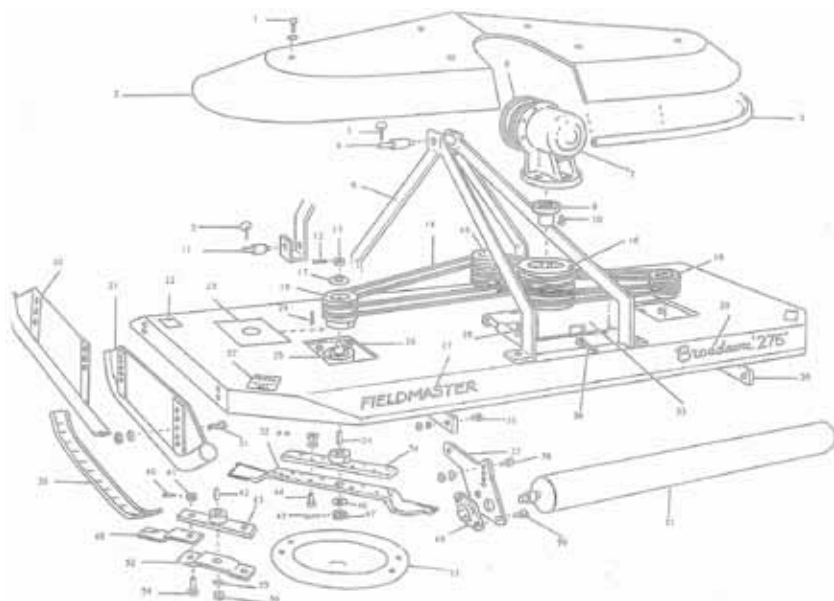


| ITEM | PART NO    | DESCRIPTION                     |
|------|------------|---------------------------------|
| 1    | 600.01     | Main Deck MP 1500 (M600)        |
| 1    | 700.01     | Main Deck MP 1800 (M700)        |
| 2    | 64003      | Skid RH                         |
| 3    | 54002      | Skid LH                         |
| 4    |            | Series 5000 A frame             |
| 5a   | 1.235      | Gearbox (Base Mount) 40hp       |
| 5b   | 1.265      | H.D Gearbox (Base Mount) 75hp   |
| 5c   | 2020190015 | Gearbox (Side Mount) BY-PY      |
| 6    | 981100     | Gearbox Mount                   |
| 7a   | 981144     | Outer Belt Cover (1500/600)     |
| 7b   | 981145     | Outer Belt Cover Set (1800/700) |
| 7c   | 8751611    | Belt Cover Thumb Screw/ Bolt    |
| 8    | 33.001     | Gearbox Pulley 2V               |
| 8b   | 981110     | Gearbox Pulley hub (HD Model)   |
| 9a   | 2773       | Spindle Pulley 2V               |
| 9b   | 2692       | Spindle/ Pulley Key             |
| 10   | 2729       | Vee Belt (600/150)              |
| 10   | 2730       | Vee Belt (700/180)              |
| 11   | 981114     | Belt Tensioner Bolt             |
| 13   | 21901      | P.T.O. Cone                     |
| 14   | 5042       | Lower Link Pin                  |

| ITEM | PART NO  | DESCRIPTION                        |
|------|----------|------------------------------------|
| 16   | 5040     | Top Link Pin                       |
| 17   | FST      | H.D. Pin Washer                    |
| 18a  | 905005MS | Front or Rear Roller MP1500 (M600) |
| 18b  | 905008MS | Front or Rear Roller MP1800 (M700) |
| 19   |          | Screw Housing (use 910916 set)     |
| 20   | 910916   | Adjuster Screw and housing set     |
| 23a  | 1199B    | Roller Bearing Only                |
| 23b  | 1199A    | Roller Bearing Housing             |
| 23c  | 1199C*   | Roller Bearing Cover               |
| 24   | FST      | Roller Bearing bolt/nut            |
| 25   | 100250   | Spindle Assembly - see page 19     |
| 26a  | 300      | Flail tip Carrier 1500 /M600       |
| 26b  | 310      | Flail tip Carrier 1800 /M700       |
| 26c  | 2398     | Cutterbar - 500mm M600/MP1500      |
| 26d  | 2398.05  | Cutterbar - 590mm M700/MP1800      |
| 26e  | 22006    | Cutterbar Mounting Bolts (pack 8)  |
| 27   | 2365.01  | Flail tip                          |
| 28   | 2365     | Flail bolt & nut                   |
| 29a  | 64011    | A-Frame                            |
| 29b  | 1878.01* | H.D.A. Frame (Pipe)                |
| 30   | 691200*  | Rear Stays                         |

\*Obsolete Part No longer Available

# Broadcare Series Orchard & Topper Mowers

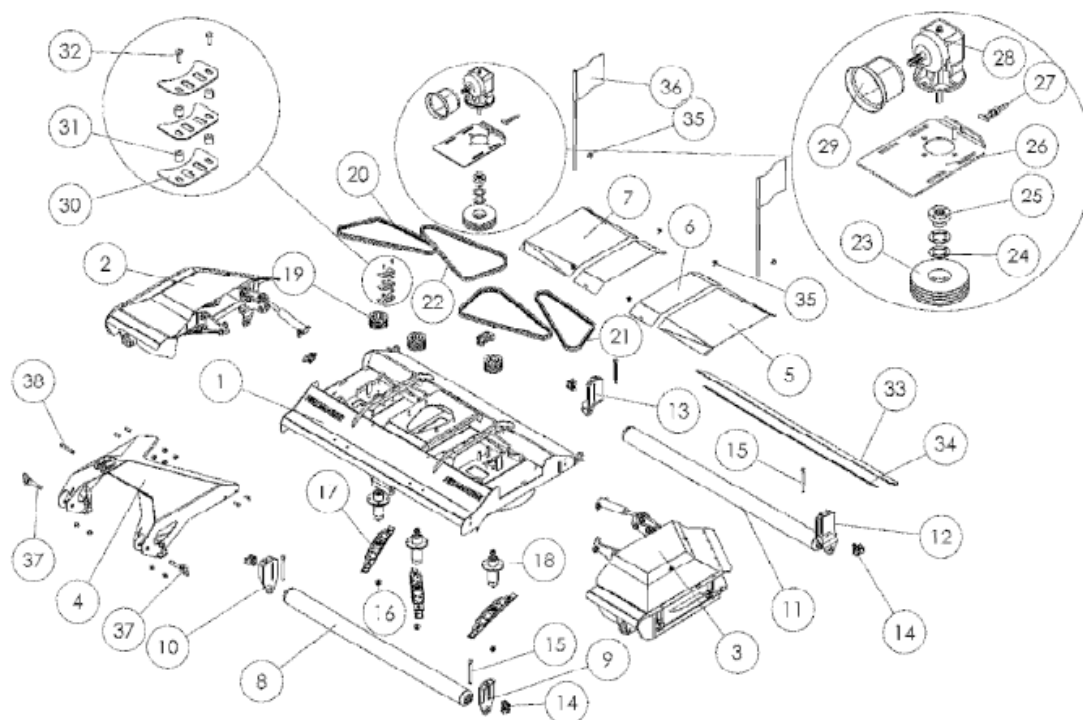


| ITEM | PART NO   | DESCRIPTION                              |
|------|---|--|
| 4    | 5040  | Top Linkage Pin                          |
| 6    | 1878*   | A-frame Linkage (tubular type)           |
|      | 72*   | Rear Stay (Tubular A-Frame) (BA 275/305) |
|      | 73*   | Rear Stay (Tubular A-Frame) (BA 200/225) |
| 7    | 1.265   | Gearbox Complete                         |
|      | 23612*  | Gearbox Mounting Bolt                    |
| 8    | 21901   | PTO Guard                                |
| 9    | 981109  | Splined Hub                              |
| 10   | 971711*   | Capscrew                                 |
| 11   | 5044  | Lower Linkage Pin                        |
| 12   | 2.402   | Split Pin                                |
| 13   | 368   | Castlenut                                |
| 14   | 2728  | Vee Belt (B/A 200/M800)                  |
|      | 2725  | Vee Belt (B/A 225/M900)                  |
|      | 1315  | Vee Belt (B/A 275)                       |
|      | 1316  | Vee Belt (B/A 305)                       |
|      | 1319  | Vee Belt (B/A 330)                       |
| 15   | 120013  | Pulley (6"-4V)                           |
| 16   | 120023A   | Pulley (10 3/4"-4V)                      |
| 17   | FST   | Heavy Washer                             |
| 18   | 120014*   | LH Pulley (6"-2V) Upper (Now use 120013) |
| 19   | 120015*   | RH Pulley (6"-2V) Lower (Now use 120013) |
| 20   | 712000*   | LH Topping Skid                          |
|      | 712001*   | RD Topping Skid                          |
| 21   | 713000*   | LH Orchard Skid                          |
|      | 713001*   | RH Orchard Skid                          |
| 23   | 987112*   | Rubber Cover                             |
| 24   | 3617  | Key                                      |
| 25   | 100050HD  | Spindle Assembly Complete                |
| 25   | See page 17-18 for spindle assembly parts breakdown |  |
| 30   | 960601*   | Roller Mounting Arm                      |

| ITEM | PART NO | DESCRIPTION                 |
|------|---------|-----------------------------|
| 31   | FST     | Skid Bolt                   |
| 32   | 1560J2  | Cutterblade (B/A 200)       |
|      | 121009  | Cutterblade (B/A 225)       |
|      | 900705  | Cutter Blade (B/A 275)      |
|      | 900905  | Cutter Blade (B/A 305)      |
|      | 900955  | Cutter Blade (B/A 330)      |
| 33   | 977088* | Gearbox Mounting Plate      |
| 34   | 770400  | Blade Carrier               |
| 36   | 981114  | Belt Tensioner Screw        |
| 37   | 924110* | Roller Bracket              |
| 39   | 981193  | Weld on Skid Shoes (pair)   |
| 40   | 2.402   | Split Pin                   |
| 42   | 3617    | Key                         |
| 43   | 771500  | Flail Carrier               |
| 44   | 22006   | Blade Fixing Bolt Kit (8)   |
| 45   | 2.402   | Split Pin                   |
| 46   | 71348   | Heavy Washer                |
| 47   | 368     | Castlenut                   |
| 48   | 121012  | Flail Tip (B/A 200)         |
|      | 121011  | Flail Tip (B/A 225)         |
|      | 900701  | Flail Tip (B/A 275)         |
|      | 900901  | Flail Tip (B/A 305)         |
|      | 900951  | Flail Tip (B/A 330)         |
| 49   | 1199A   | Roller Bearing Housing only |
|      | 1199B   | Roller Bearing only         |
| 50   | 881240* | Bearing Mounting Bolt       |
| 51   | 900001* | Roller only (B/A 275)       |
|      | 900002* | Roller only (B/A 305)       |
| 52   | 771600  | Clevis Plate                |
| 53   | 981111  | Antiscap Disc               |
| 54   | 1659    | Hardened Flail Bolt & Nut   |
| 55   | FST     | Heavy Washer                |
| 56   | 368     | Castlenut                   |

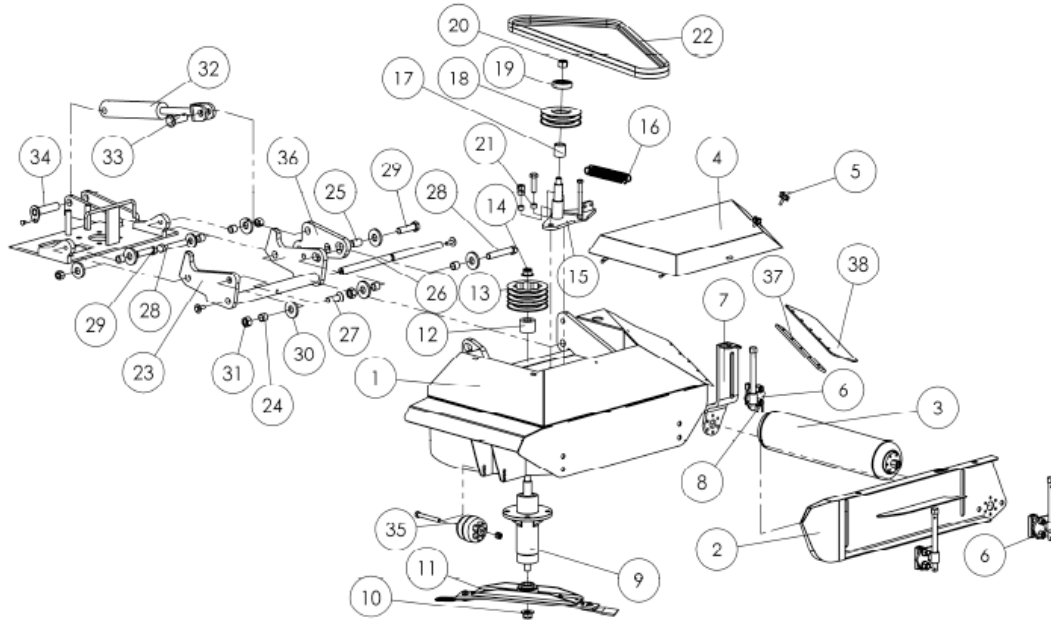
\*Obsolete Part No longer Available

# WM340 - Wing Mower - Centre



| ITEM NO | PART NO       | DESCRIPTION                    | MACH QTY | ITEM NO | PART NO   | DESCRIPTION                   | MACH QTY |
|---------|---------------|--------------------------------|----------|---------|-----------|-------------------------------|----------|
| 1       | 340.01        | Main Deck (c/w Wings)          | 1        | 17C     | 2365      | Flail Bolt & Nut              | 10       |
| 2       | See next page | RH Wing Assembly               | 1        | 17D     | 2365.01   | Gold Tip LH                   | 10       |
| 3       | See next page | LH Wing Assembly               | 1        | 18      | 100100HD  | Spindle Assembly              | 5        |
| 4       | 1878.05       | Headstock                      | 1        | 19      | 120016D   | Spindle Pulley, 4 Deep Groove | 4        |
| 5       | 17089         | LH Hinged Belt Cover           | 1        | 20      | 34002     | RH Wing Drive Belts           | 2        |
| 5A & 6A | 2851P & 2849  | Hinge And Springs              | 2        | 21      | 34002     | LH Wing Drive Belts           | 2        |
| 6       | 17092         | LH & RH Centre Belt Cover      | 2        | 22      | 2728      | Main Deck Drive Belts         | 4        |
| 7       | 17089         | RH Hinged Belt Cover           | 1        | 23      | 120023A   | Main Drive Pulley, 4 Groove   | 1        |
| 8       | 905001FW      | Front Roller Assembly          | 1        | 24      |           | Pulley Alignment Spacer       | 1        |
| 9       | 14009         | LH, Front Roller Mount         | 1        | 25      | 981109-J2 | Gearbox Drive Hub             | 1        |
| 10      | 14011         | RH, Front Roller Mount         | 1        | 26      | 500906    | Gearbox Slider Plate          | 1        |
| 11      | 905001RW      | Rear Roller Assembly           | 1        | 27      | 981114    | Belt Tensioner Bolt           | 1        |
| 12      | 14010         | LH, Rear Roller Mount          | 1        | 28      | 1.265     | Gearbox, 01.265               | 1        |
| 13      | 14012         | RH, Rear Roller Mount          | 1        | 29      | 21901     | PTO Cone                      | 1        |
| 14      | 910916        | Height Adjuster Plate          | 10       | 30      | 17063     | Belt Keeper Plate             | 4        |
| 14A     | 910913        | Height Adjuster Bolt Lock Tabs | 10       | 31      | 16015     | Belt Keeper Spacer            | 4        |
| 15      | 910916        | Height Adjuster Screw          | 10       | 32      | M10       | Belt Keeper Fastenings        | 4        |
| 15A     | 5040.01       | Heavy Washer, 20ID             | 10       | 33      | 771300    | Rubber Grass Deflector        | 3.5      |
| 16      | 367           | Spindle Nut M20x1.5P           | 5        | 34      | 775300    | Backing Strip For Above       | 3.5      |
| 17a     | 770406        | Blade Hub Carrier              | 5        | 35      | 8751611   | Cover Attaching Screws        | 8        |
| 17b     | 156157        | Blade Flail Tip Beam           | 5        | 37      | 5050      | Lower Link Pins               | 2        |
| 17c     | 2365.01       | Gold Tip Flail (LH)            | 10       | 38      | 10028     | Top Link Pin                  | 1        |
| 17d     | 2365          | Flail Bolt/Nut                 | 10       | 39      | 998500    | Hydraulic Hose Kit            | 1        |
| 17A     | 156157        | Blade Beam                     | 5        | 40      | 2850      | Wing Transport Strap          | 1        |
| 17B     | 770406        | Blade Carrier                  | 5        | 41      | 5603      | Lynch Pin                     | 3        |

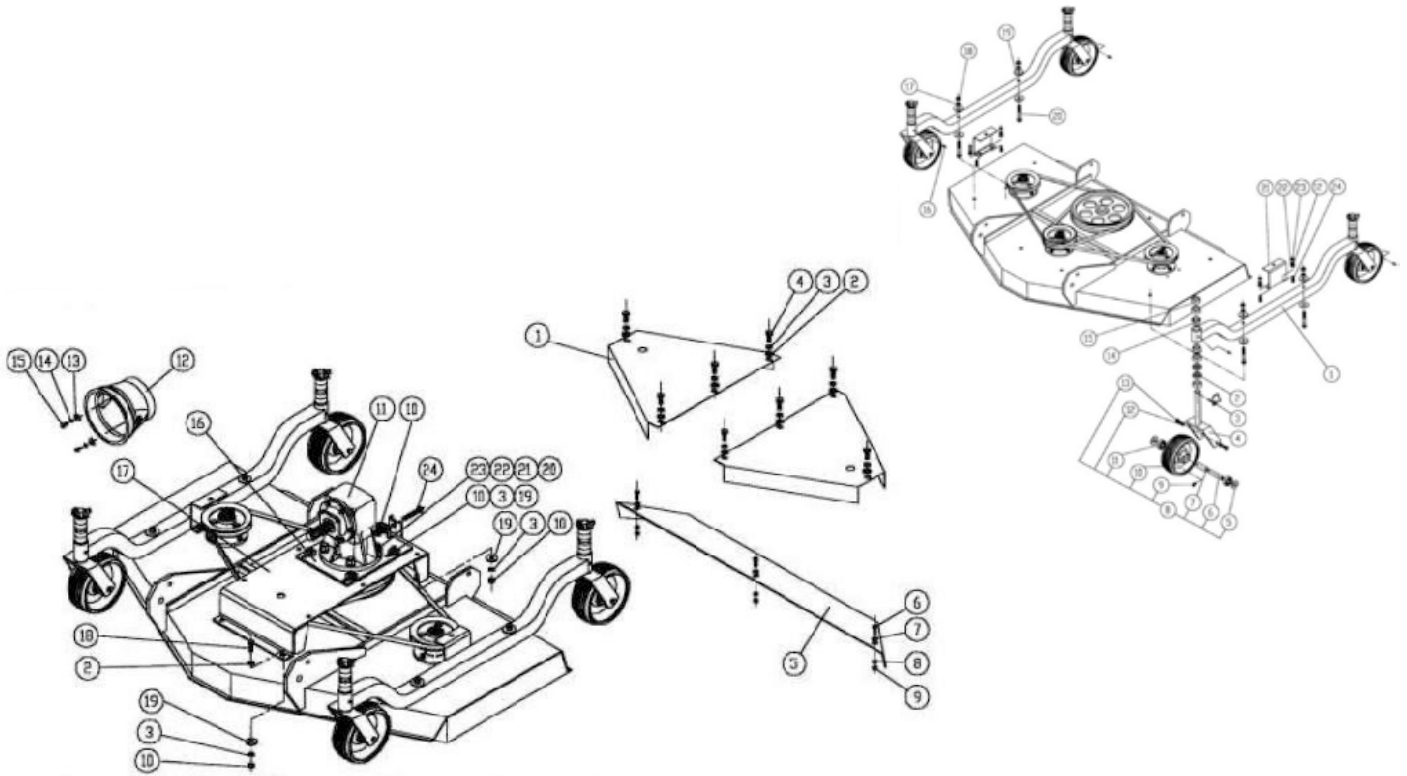
# Wing Mower - Wing



| ITEM NO | PART NO     | DESCRIPTION                   | MACH QTY |
|---------|-------------|-------------------------------|----------|
| 1       | 14005       | Wing Deck, LH                 | 1        |
| 1A      | 14006       | Wing Deck, RH                 | 1        |
| 2       | 14007       | Side Skid LH                  | 1        |
| 2A      | 14008       | Side Skid RH                  | 1        |
| 3       | 905000W     | Rear Wing Roller              | 2        |
| 4       | 14026       | Belt Cover LH                 | 1        |
| 4A      | 14025       | Belt Cover RH                 | 1        |
| 5       | 14013       | Inner Wing Roller Support LH  | 1        |
| 5A      | 14016       | Inner Wing Roller Support RH  | 1        |
| 6       | 910916      | Roller Adjuster Plate         | 6        |
| 7       | 910916      | Roller Adjuster Screw         | 6        |
| 7A      | FST         | Heavy Washer, 20ID            | 10       |
| 7B      | 910915      | Height Adjuster Roll Pin      | 10       |
| 8       | 16022       | Roller Adjuster Nut           | 2        |
| 9       | 100100HD    | Spindle Assembly              | 2        |
| 10      | 367         | Spindle Nut                   | 2        |
| 11      | see prev pg | Blade Carrier Assembly        | 2        |
| 12      | FST         | Wing Tensioner Pivot Bolt     | 2        |
| 13      | 120016D     | Spindle Pulley, 4 Deep Groove | 2        |
| 14      | 367         | Spindle Nut M20x1.5           | 5        |
| 15      | 14014       | Tensioner Mount Plate, LH     | 1        |
| 15A     | 14015       | Tensioner Mount Plate, RH     | 1        |
| 16      | 981115      | Tensioner Springs             | 4        |
| 17      | 120020      | Tensioner Pulley Spacer       | 2        |

| ITEM NO | PART NO   | DESCRIPTION                       | MACH QTY |
|---------|-----------|-----------------------------------|----------|
| 18      | 120018    | Tensioner Pulley, 2 Deep Groove   | 2        |
| 19      | 2540      | Tensioner Pulley Bearing          | 2        |
| 19A     | 2206      | Retaining Circlip                 | 2        |
| 20      | FST       | Tensioner Shaft Nut, M20 Nylock   | 2        |
| 21      | 16020     | Tensioner Slide Bush & Pivot Bush | 4        |
| 22      | 34002     | Wing Drive Belts                  | 4        |
| 23      | 14021     | Wing Float Arm, LH                | 1        |
| 23A     | 14022     | Wing Float Arm, RH                | 1        |
| 24      | 16002     | Steel Wear Bush - Short           | 12       |
| 25      | 16001     | Steel Wear Bush - Long            | 2        |
| 26      | 16012     | Main Wing Pivot Pin               | 2        |
| 27      |           | Countersunk Socket Screw, M20x70  | 2        |
| 28      | FST       | Ht Threaded Rod M20x110           | 4        |
| 29      | TRM20ZCWM | Ht Bolt M20x70                    | 4        |
| 30      | FST       | M20 HT Washer                     | 16       |
| 31      | FST       | M20 Nylock Nut                    | 10       |
| 32      | 998534    | Main Lift Ram                     | 2        |
| 33      | 16014     | Ram Spear Attachment              | 2        |
| 34      | 14023     | Ram Base Attachment               | 2        |
| 35      | 9035      | Front Anti Scalp Roller           | 2        |
| 36      | 15008     | Wing Lock Plate                   | 2        |
| 37      | 775300    | Backing Strip                     | 2        |
| 38      | 771300    | Wing Rubber Strip                 | 2        |
| 39      | 8751611   | Belt Cover Attaching Screws       | 4        |

# Estate Finishing Mower



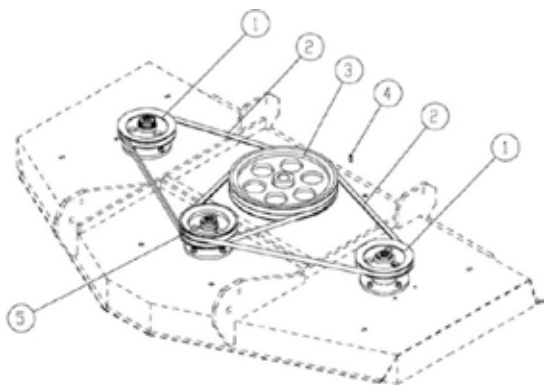
| ITEM NO | PART NO | DESCRIPTION                                | QTY |
|---------|---------|--|-----|
| 4       | FST     | Bolt M12 x 25                              | 8   |
| 5       | 36.001  | Rear Discharge Deflector 60"               | 1   |
|         | 36.002  | Rear Discharge Deflector 48"               | 1   |
|         | 36.003  | Rear Discharge Deflector 72"               | 1   |
| 6       | FST     | M10 x 25 Bolt, nut, washer                 | 3   |
| 10      | 11.039  | Locknut, M12                               | 9   |
| 11      | 1.193   | Gear Box, 1:2.83 ratio 60" & 72" mower     | 1   |
| 15      | FST     | Bolt M8 x 25                               | 2   |
| 16      | 19.167  | Gear Box Slide Plate                       | 1   |
| 18      | FST     | Bolt M12 x 35                              | 2   |
| 19      | FST     | Flat Washer $\text{Æ}12 \times \text{Æ}37$ | 8   |
| 20      | FST     | Bolt M16 x 50, nut & washer                | 4   |
| 24      | FST     | Bolt M12 x 70                              | 1   |

| ITEM NO | PART NO                   | DESCRIPTION                                 |
|---------|---------------------------|---|
| 2       | 10.08                     | Height Adjusting Spacer 10mm                |
| 4       | 19.174                    | Wheel Yoke                                  |
| 5       | FST                       | Flat Wahser, $\text{Æ}20 \times \text{Æ}37$ |
| 6       | 2.125                     | Wheel Axle                                  |
| 7       | 10.076                    | Axle Bearing Spacer                         |
| 8       | See separate parts listed |   |
| 9       | 9.036                     | Grease Zerk, M10 x 45"                      |
| 10      | 16.059                    | Solid Rubber Wheel Only                     |
| 11      | 4.085                     | Ball Bearing, 204KP                         |
| 13      | 6.063                     | Cap Screw M10 x 25                          |
| 15      | 10.075                    | Height Adjusting Spacer 20mm                |
| 16      | FST                       | Grease Zerk, M10 x 25"                      |
| 18      | FST                       | Locknut, M12                                |
| 20      | FST                       | Bolt, M12 x 80mm                            |
| 23      | FST                       | Locknut, M10                                |
| 24      | FST                       | Cap Screw M10 x 30                          |

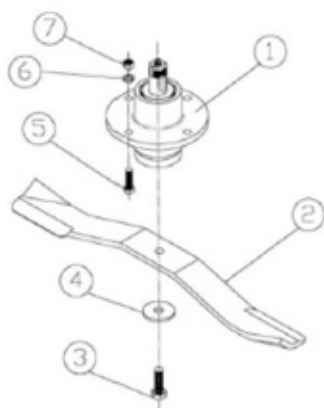


# Estate Finishing Mowers

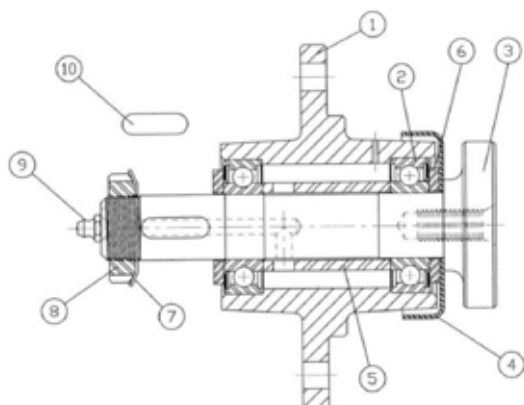
| ITEM NO | PART NO | DESCRIPTION                         | QTY |
|---------|---------|-------------------------------------|-----|
| 1       | 33.003  | Single Sheave, Ø116mm, 48" Mower    | 2   |
|         | 33.005  | Single Sheave, Ø156mm, 60" Mower    | 2   |
|         | 33.007  | Single Sheave, Ø180mm, 72" Mower    | 2   |
| 2       | 34.002  | V-belt, 48" Mower                   | 2   |
|         | 34.001  | V-belt, 60" Mower                   | 2   |
|         | 34.003  | V-belt, 72" Mower                   | 2   |
| 3       | 33.001  | Input Double Sheave, Ø300mm         | 1   |
| 4       | 14.013  | Round End Key, 1/4" x 1/4" x 1 1/8" | 1   |
| 5       | 33.002  | Double Sheave, Ø116mm, 48" Mower    | 1   |
|         | 33.004  | Double Sheave, Ø156mm, 60" Mower    | 1   |
|         | 33.006  | Double Sheave, Ø180mm, 72" Mower    | 1   |



| ITEM NO | PART NO | DESCRIPTION                       |
|---------|---------|-----------------------------------|
| 1       | 1.252   | Spindle assembly                  |
| 2       | 30.041  | Cutterbar 433mm long (Estate 48") |
|         | 30.04   | Cutterbar 520mm long (Estate 60") |
|         | 30.042  | Cutterbar 640mm long (Estate 72") |
| 3       | 6.056   | LH Threaded blade bolt            |
| 4       | FST     | Blade washer H.D.                 |
| 5,6,7   | FST     | Spindle mounting bolt/nut         |

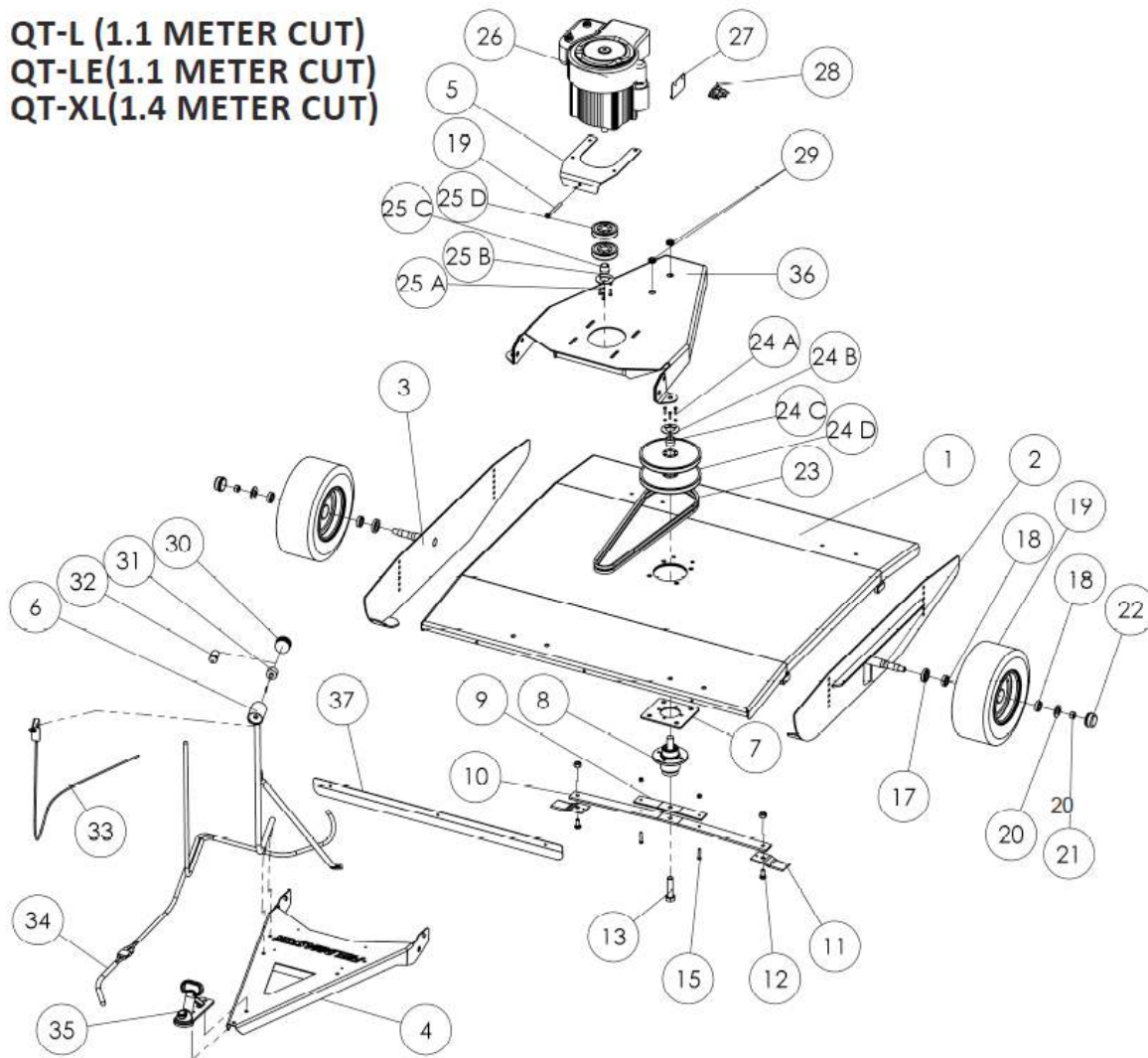


| ITEM NO | PART NO | DESCRIPTION                   | QTY |
|---------|---------|-------------------------------|-----|
| 1       | 15.022  | Spindle Housing               | 1   |
| 2       | 4.086   | Ball Bearing with 1 Seal      | 2   |
| 3       | 2.126   | Blade Spindle Shaft           | 1   |
| 4       | 20.071  | Blade Spindle Dust Cap        | 1   |
| 5       | 10.078  | Spindle Bearing Spacer        | 1   |
| 6       | FST     | Flat Washer, Ø26 x Ø44 x 4mm  | 2   |
| 7       | 7.042   | Bearing Locknut Washer, Ø25mm | 1   |
| 8       | 11.04   | Bearing Locknut, Ø 25 x 1.5mm | 1   |
| 9       | 9.014   | Grease Fitting, M8 x 1.0mm    | 1   |
| 10      | 14.014  | Round End Key, 8 x 7 x 25     | 1   |



# ATV Quad Topper QT-L & QT-LE

QT-L (1.1 METER CUT)  
 QT-LE(1.1 METER CUT)  
 QT-XL(1.4 METER CUT)



| ITEM NO | L & LE MODEL | XL MODEL  | DESCRIPTION               | MACH QTY |
|---------|--------------|-----------|---------------------------|----------|
| 1       | 641200       | 641500    | Chassis Deck              | 1        |
| 2       | 182800       | 183800    | LH Skid Plate             | 1        |
| 3       | 182801       | 183801    | RH Skid Plate             | 1        |
| 4       | 995601       | 995601    | Draw Bar                  | 1        |
| 5       | 641201.01    | 641201.01 | Belt Tensioner Plate      | 1        |
| 6       | 995603       | 995603    | Remote Throttle Handle    | 1        |
| 7       | 641202       | 641202    | Adapter Pulley Plate      | 1        |
| 8       | 1.404        | 1.404     | Spindle Assembly Complete | 1        |
|         | 2.192        | 2.192     | Spindle shaft only        | 1        |
|         | 4.086        | 4.086     | Spindle bearing top       | 1        |
| 9       | 121019.01    |           | Blade Support Bar         | 1        |

| ITEM NO | L & LE MODEL | XL MODEL  | DESCRIPTION                              | MACH QTY |
|---------|--------------|-----------|--|----------|
| 10      | 121019       | 121020    | Flail Carrier                            | 1        |
| 11      | 2362         | 2362      | Flail Tip RH                             | 2        |
| 12      | 2358         | 2358      | Flail Bolt & nut                         | 2        |
|         | 2365.01      | 2365.01   | Gold Tip Flail - LH                      | 2        |
| 13      | 6.056.01     | 6.506.01  | Blade Bolt (RH)                          | 1        |
|         | 2365         | 2365      | Gold Tip Flail Bolt and Nut              | 2        |
| 15      | 121019.02    | 121019.02 | Support Bar Bolt / Nut                   | 2        |
| 19      | 641201.02    | 641201.02 | Belt Tensioner Bolt                      | 1        |
| 20      | 9454         | 9454      | Quad Topper Wheel Assembly               | 2        |
| 23      | 641204.01    | 641207    | Vee Belt                                 | 1        |
| 23A     | 641204       | 64204.03  | Old Model QTL Belt (no tensioner fitted) | 1        |
| N/S     | 160016       | 160016    | 1 Groove Clutch (optional)               | 1        |
| 24A     | 160020.03    | 160020.03 | Stack Bolt Set                           | 1        |
| 24B     | 160019.02    | 160019.01 | Retainer (No 2)                          | 1        |
| 24C     | 160019.01    | 160019.01 | Bush (No 2)                              | 1        |
| 24D     | 160019       | 160019    | Biloc Puley—Dia: 180/224                 | 1        |
| 25A     | 160018.03    | 160018.03 | Stack Bolt Set (No 1)                    | 1        |
| 25B     | 160018.02    | 160018.02 | Retainer (No 1)                          | 1        |
| 25C     | 160018.01    | 160018.01 | Bush (No 1)                              | 1        |
| 25D     | 160018       | 160018    | Biloc Pulley—Dia: 85                     | 1        |
| 26      | 10.225       | 10.225    | 18 HP Engine                             | 1        |
|         | 11.225       |           | 17HP Briggs                              |          |
|         | 11.221       |           | 13.5HP Briggs                            |          |
| 26A     | 22006.01     | 22006.02  | Engine Shaft Bolt                        | 1        |
| 28      | 2092         | 2092      | Soliod                                   | 1        |
| 29      | 11350        | 11350     | Grommet for Spindle Greasing             | 1        |
| 30      | 910908       | 910908    | Bung                                     | 1        |
| 31      | D463A        | D463A     | Ignition Switch                          | 1        |
| 33      | 9115         | 9115      | Throttle Cable                           | 1        |
| 34      | FM1001       |           | Wiring Loom                              |          |
| 35      | 9958         | 9958      | Drawbar Coupling                         | 1        |
| 36      | 641201       | 641201    | Motor Mt Cover                           | 1        |
| 37      | 691207       | 691207    | Front Guards                             | 1        |

# ATV Quad Estate Mowers



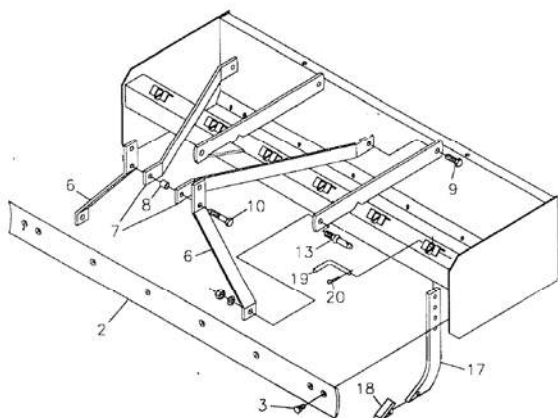
**Spindles, Pullies:** Refer To Estate Mower Parts Listing On Page 46-47

**Drawbar + Electrical:** Refer To Quad-Topper L & XI Page 48-49

**Parts "Specific" To Quad Estate Are Listed Below:**

| PART NO   | DESCRIPTION                     | QTY |
|-----------|---------------------------------|-----|
| 30.041 RH | Cutterbar Blade (48") 1.2m - RH | 3   |
| 30.040 RH | Cutterbar Blade (60") 1.5m - RH | 3   |
| 30.042 RH | Cutterbar Blade (72") 1.8m - RH | 3   |
| 6.056     | Blade Bolt (LH thread)          | 3   |
| 11.221    | Petrol Engine 13 hp             | 1   |
| 11.225    | Petrol Engine 18 hp             | 1   |
| 9454      | Tyre, Wheel & Rim               | 2   |
| 995601    | Draw Bar                        | 1   |
| 9958      | Tow Coupling                    | 1   |
| D463A     | Key Ignition Switch             | 1   |
| 9115      | Throttle Cable                  | 1   |
| 2722      | Vee Belt (48") 1.2m             | 2   |
| 641205    | Vee Belt (60") 1.5m             | 2   |
| 3024      | Vee Belt (72") 1.8m             | 2   |
| 180009    | Engine Pulleys (2V) with clutch | 1   |
| 1.252     | Spindle Assembly Complete*      | 3   |

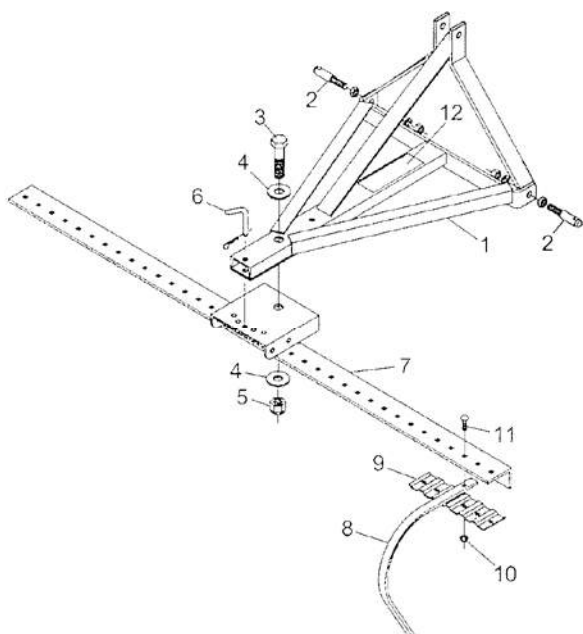
## SBX Box Scraper Blades



| ITEM | PART NO | DESCRIPTION                                   |
|------|---------|---|
| 17   | 341334  | Ripper Leg                                    |
| 18   | 341338  | Ripper Point                                  |
| 3    | FST     | c/Sunk Mounting Bolt/ Nut (5/8" x 1 1/2")     |
| N/S  | 3413PM  | Rear Brace - Weld on to fit HD TM/PM A- Frame |

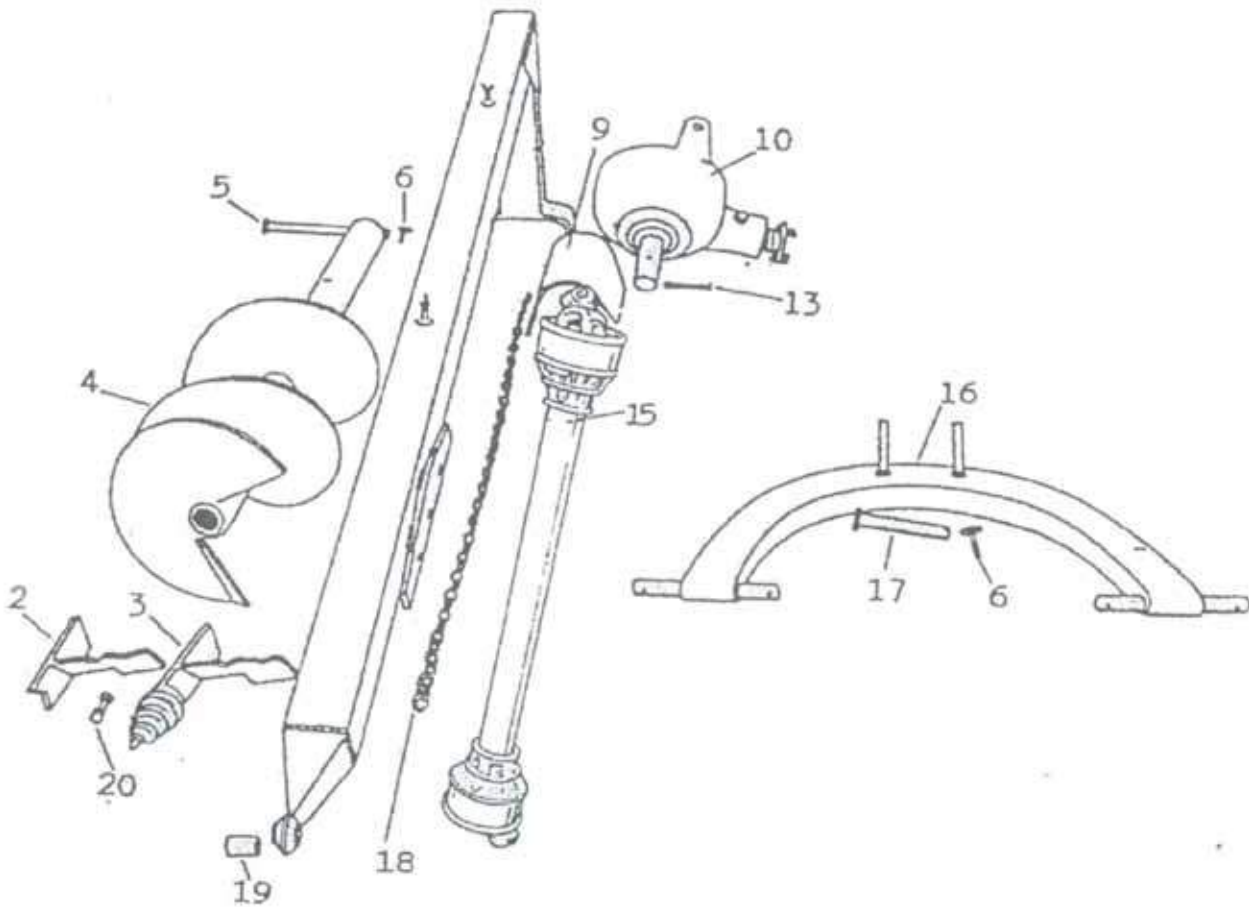
\* See previous page for parts breakdown.

## DCR / MCR Landscape Finger Rakes



| ITEM | PART NO | DESCRIPTION                              |
|------|---------|--|
| 8    | 341704  | Spring Finger                            |
| 11   | FST     | Finger Mounting Bolt/Nut (3/8" x 1 1/2") |
| 2    | 5032    | Bolt on Lincage Pin                      |

# Post Hole Borer

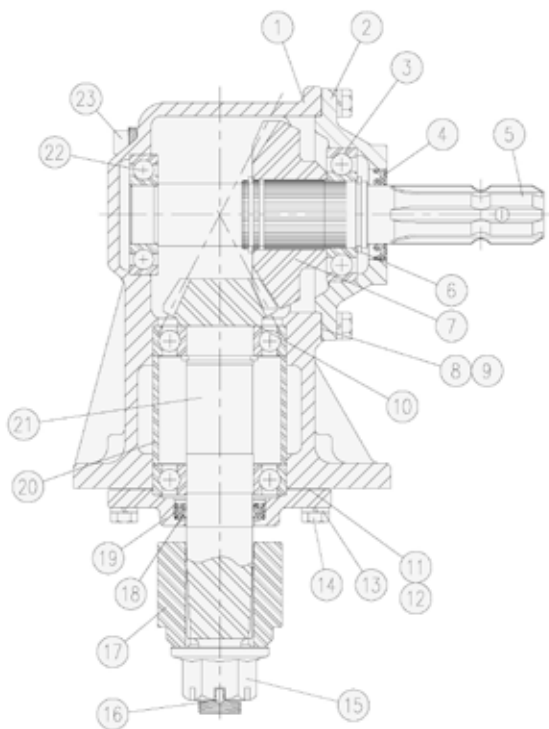


| ITEM    | PART NO  | DESCRIPTION                                      |
|---------|----------|--|
| 5-6 Jun | FST      | Auger Mounting Bolt & Nut                        |
| 13      | FST      | Shear Pin for PTO Driveshaft Yoke                |
| 9       | 21901    | P.T.O Safety Cone                                |
| 20      | FST      | Tip Mounting Bolt/Nut                            |
| 10      | 1.082    | PHD Complete Gearbox- 40HP                       |
|         | 1.084    | PHD Complete Gearbox- 80HP                       |
| 15      | A4151613 | Complete with Driveshaft - 40HP (With Bore Yoke) |
|         | A6151613 | Complete with Driveshaft - 80HP (With Bore Yoke) |

| Diameter |          | AUGER COMPLETE |
|----------|----------|----------------|
| Metric   | Imperial |                |
| 100mm    | 4"       | AUG 100        |
| 150      | 6"       | AUG 150        |
| 200      | 8"       | AUG 200        |
| 250      | 10"      | AUG 250        |
| 300      | 12"      | AUG 300        |
| 350      | 14"      | AUG 350        |
| 400      | 16"      | AUG 400        |
| 500      | 20"      | AUG 500        |
| 600      | 24"      | AUG 600        |

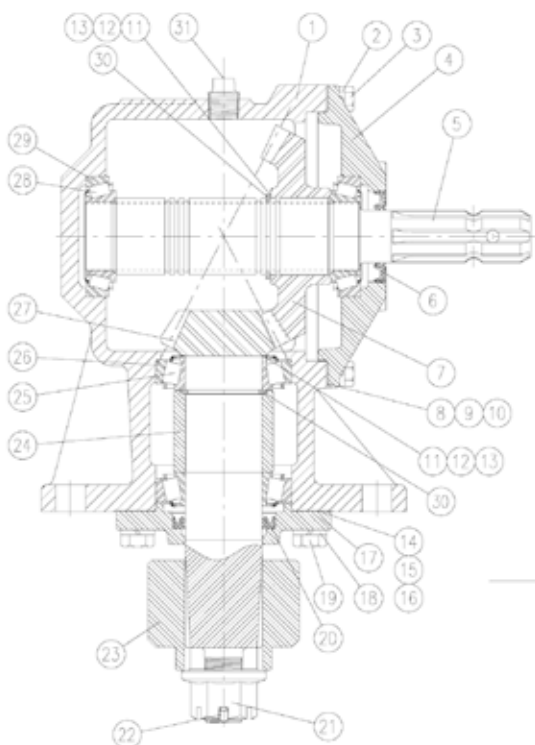
A more comprehensive breakdown is available. Please phone parts department for this if required

# 1.004 (1:1.93) Sabre Gearbox



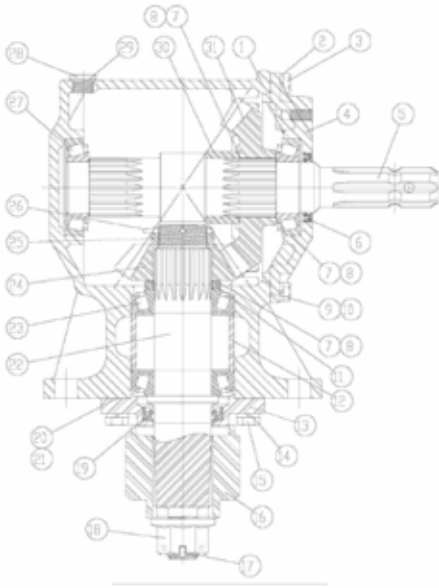
| DET. | PART NO     | QTY | DESCRIPTION                    |
|------|-------------|-----|--------------------------------|
| 1    | 18.01       | 1   | Housing                        |
| 2    | 20.007      | 1   | Input Cap                      |
| 3    | 4.03.101.03 | 3   | Ball Bearing 208               |
| 4    | 5.02.106.06 | 1   | Input Seal                     |
| 5    | 2.034       | 1   | Input Shaft                    |
| 6    | 21.012      | 3   | Retaining Ring                 |
| 7    | 3.003       | 1   | 29 Tooth Input Gear            |
| 8    | 8.004A      | VAR | Input Gasket (0.30)            |
| 9    | 8.004B      | VAR | Input Gasket (0.13)            |
| 10   | 17.004      | 1   | Steel Shim (0.20)              |
| 12   | 8.005B      | VAR | Output Gasket (0.13)           |
| 13   | 7.001       | 10  | dia 10 Lockwasher              |
| 14   | 6.008       | 10  | 3/8" - 16x1" Cap Screen        |
| 15   | 11.008      | 1   | 1"-14 Slotter Flange Hex Nut   |
| 16   | FST         | 1   | UNF Hex Nyloc Nut              |
| 17   | 15.001      | 1   | Blade Hub                      |
| 18   | 5.04.105.33 | 1   | Output Seal                    |
| 19   | 20.003      | 1   | Output Cap                     |
| 20   | 10.002      | 1   | Output Bearing Spacer          |
| 21   | 3.004       | 1   | 15 Tooth Output Shaft & Pinion |
| 22   | 4.03.104.02 | 1   | Ball Bearing 202               |
| 23   | 9.002       | 1   | 1/2" Oil Fill Plug             |
| 24   | 9.005       | 1   | 1/8" Level Plug                |

# 1.265 (1:1.93) M50, M60, Outer Gearmower, TM/PM Gearbox



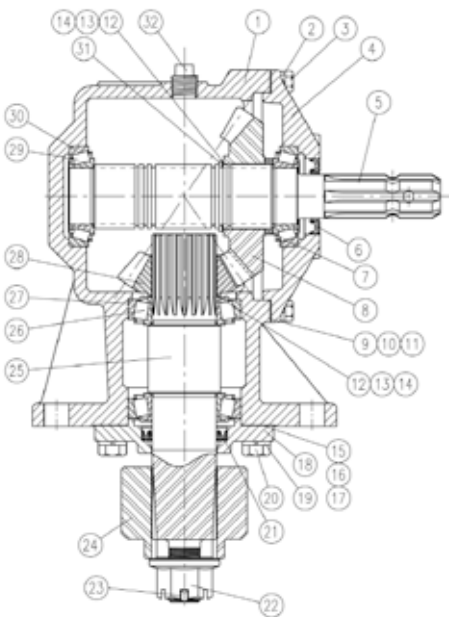
| DET.  | PART NO      | QTY | DESCRIPTION                    |
|-------|--------------|-----|--------------------------------|
| 1     | 18.027       | 1   | Housing                        |
| 2     | 7.001        | 8   | dia 10 Lockwasher              |
| 3     | 6.017        | 8   | Hex Head Cap Screw             |
| 4     | 20.026       | 1   | Input Cap                      |
| 5     | 2.054        | 1   | Input Shaft                    |
| 6     | 5.02.112..12 | 1   | Input Oil Seal                 |
| 7     | 3.113        | 1   | 29 Tooth Gear                  |
| 8     | 8.006        | VAR | Input Cap Gasket (0.15)        |
| 12    | 17.002       | VAR | Shim (0.30)                    |
| 13    | 17.003       | VAR | Shim (0.50)                    |
| 14    | 8.001        | VAR | Output Cap Gasket (0.15)       |
| 15    | 8.002        | VAR | Output Cap Gasket (0.25)       |
| 17    | 20.025       | 1   | Output Cap                     |
| 18    | 7.01         | 4   | Lockwasher                     |
| 19    | FST          | 4   | Hex Head Cap Screw             |
| 20    | 5.04.133.34  | 1   | Output Oil Seal                |
| 21    | FST          | 1   | 1" UNF Nyloc Nut Hex           |
| 22    | 2.4.2        | 1   | Cotter Pin                     |
| 23    | 15.006       | 1   | 2 1/2" Blade Hub               |
| 24    | 10.083       | 1   | Output Spacer                  |
| 25    | 4.01.101.13  | 2   | Bearing Cone                   |
| 26    | 4.01.102.09  | 2   | Bearing Cup                    |
| 27    | 3.112        | 1   | 15 Tooth Output Shaft & Pinion |
| 28/29 | 4.007/8      | 2   | Bearing Cone and Cup           |
| 30    | 21.001       | 2   | Retaining Ring                 |
| 31    | 9.002        | 2   | 1/2"-14 NPT Level Plug         |
| 32    | 9.008        | 1   | 1/2"-14 NPT Vent Plug          |

## 1.028 (1:1.46) M70/80 & XHD Outer GB



| DET | PART NO | QTY | DESCRIPTION                         |
|-----|---------|-----|-------------------------------------|
| 1   | 18.001  | 1   | Housing                             |
| 2   | 7.001   | 8   | dia 10 Lockwasher                   |
| 3   | 6.003   | 8   | M10 x 1.5 30 Hex Head Cap Screw     |
| 4   | 20.001  | 1   | Input Cap                           |
| 5   | 2.002   | 1   | Input Shaft                         |
| 6   |         | 1   | Input Seal                          |
| 7   | 17.001  | VAR | Gear Adjusting Shim (0.30)          |
| 8   | 17.003  | VAR | Gear Adjusting Shim (0.50)          |
| 9   | 8.006   | VAR | Input Cap Gasket (0.10)             |
| 11  | 10.016  | 1   | Gear Mounting Spacer                |
| 12  | 10.003  | 1   | Output Spacer                       |
| 13  | 20.002  | 1   | Output Cap                          |
| 14  | 7.002   | 4   | dia 12 Lockwasher                   |
| 15  | FST     | 4   | M12 x M1.75 x 38 hex head Cap Screw |
| 16  | 15.002  | 1   | 2 1/2" Blade Hub                    |
| 17  | 12.003  | 1   | Cotter Pin                          |
| 18  | FST     | 1   | 1" UNF Hex Nyloc Nut                |
| 19  | 5.008   | 1   | Output Oil Seal                     |
| 20  | 8.001   | VAR | Output Cap Gasket (0.10)            |
| 21  | 8.002   | VAR | Output Cap Gasket (0.25)            |
| 22  | 2.004   | 1   | Output Shaft                        |
| 23  | 4.011   | 2   | Bearing Assembly                    |
| 24  | 3.008   | 1   | 13 Tooth Gear                       |
| 25  | 11.012  | 1   | Bearing Adjusting Nut               |
| 26  | 12.008  | 1   | Cutter Pin                          |
| 27  | 4.017   | 2   | Bearing Assembly                    |
| 28  | 9.013   | 2   | M18 Drain Plug                      |
| 29  | 7.022   | 3   | Sealing Washer                      |
| 30  | 10.001  | 1   | Spacer                              |
| 32  | 3.009   | 1   | 19 Tooth Gear                       |
| 33  | 9.011   | 1   | M18 Vent Plug                       |

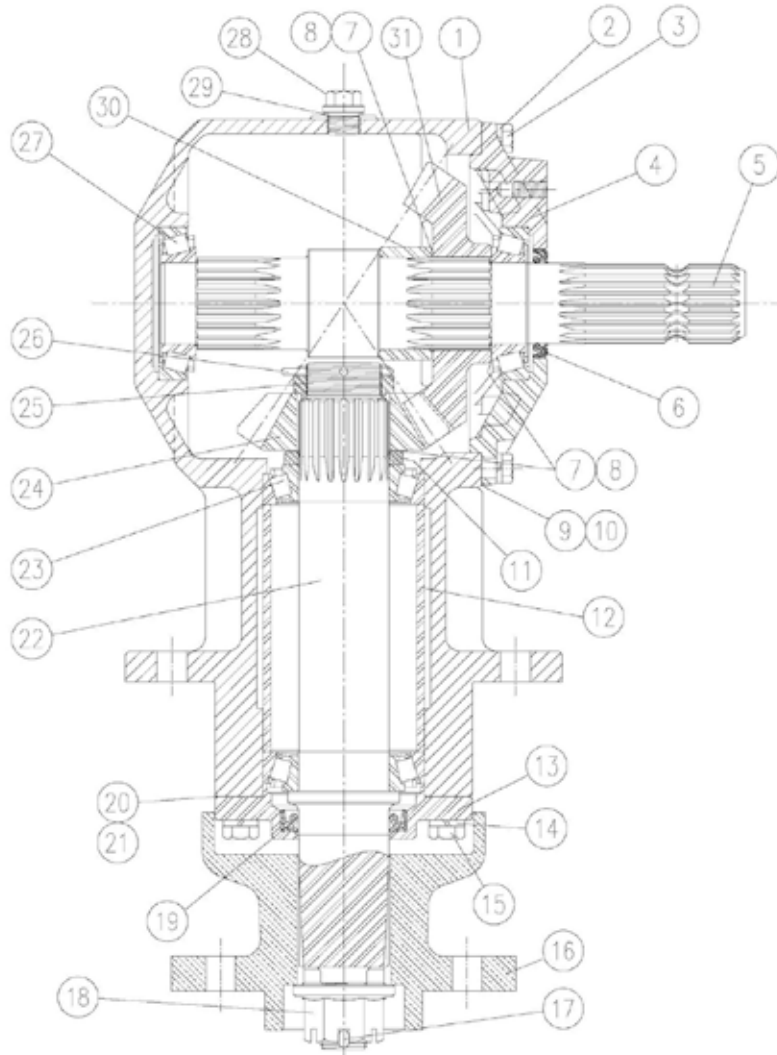
## 1.114 (1:1.46) Gearmower 270 Outer Gearbox



| DET.  | PART NO     | QTY | DESCRIPTION              |
|-------|-------------|-----|--------------------------|
| 1     | 18.027      | 1   | Housing                  |
| 2     | 7.001       | 8   | Lockwasher               |
| 3     | 6.017       | 8   | Hex Head Cap Screw       |
| 4     | 20.026      | 1   | Input Cap                |
| 5     | 2.054       | 1   | Input Shaft              |
| 6     | 5.014       | 1   | Input Oil Seal           |
| 7     | 10.027      | 1   | Spacer                   |
| 8     | 3.06        | 1   | 19 Tooth Gear            |
| 9     | 8.006       | VAR | Input Cap Gasket (0.10)  |
| 11    | 8.008       | VAR | Input Cap Gasket (0.40)  |
| 13    | 17.002      | VAR | Shim (0.30)              |
| 14    | 17.003      | VAR | Shim (0.50)              |
| 15    | 8.001       | VAR | Output Cap Gasket (0.15) |
| 16    | 8.002       | VAR | Output Cap Gasket (0.25) |
| 18    | 20.025      | 1   | Output Cap               |
| 19    | 7.01        | 4   | Lockwasher               |
| 20    | 6.018       | 4   | Hex head Cap Screw       |
| 21    | 5.04.133.34 | 1   | Output Oil Seal          |
| 22    | FST         | 1   | UNF Hex Nyloc Nut        |
| 23    | 12.003      | 1   | Cotter Pin               |
| 24    | 15.006      | 1   | 2 1/2" Blade Hub         |
| 25    | 2.053       | 1   | Output Shaft             |
| 26    | 4.01.101.13 | 2   | Bearing Cone             |
| 27    | 4.01.102.09 | 2   | Bearing Cup              |
| 28    | 3.061       | 1   | 13 Tooth Gear            |
| 29/30 | 4.007/8     | 2   | Bearing Cone/Cup         |
|       | 4.008       | 2   | Bearing Cup              |
| 31    | 21.001      | 1   | Retaining Ring           |
| 32    | 9.002       | 2   | 1/2"-14 NPT Level Plug   |
| 33    | 9.008       | 1   | 1/2"-14 NPT Vent Plug    |



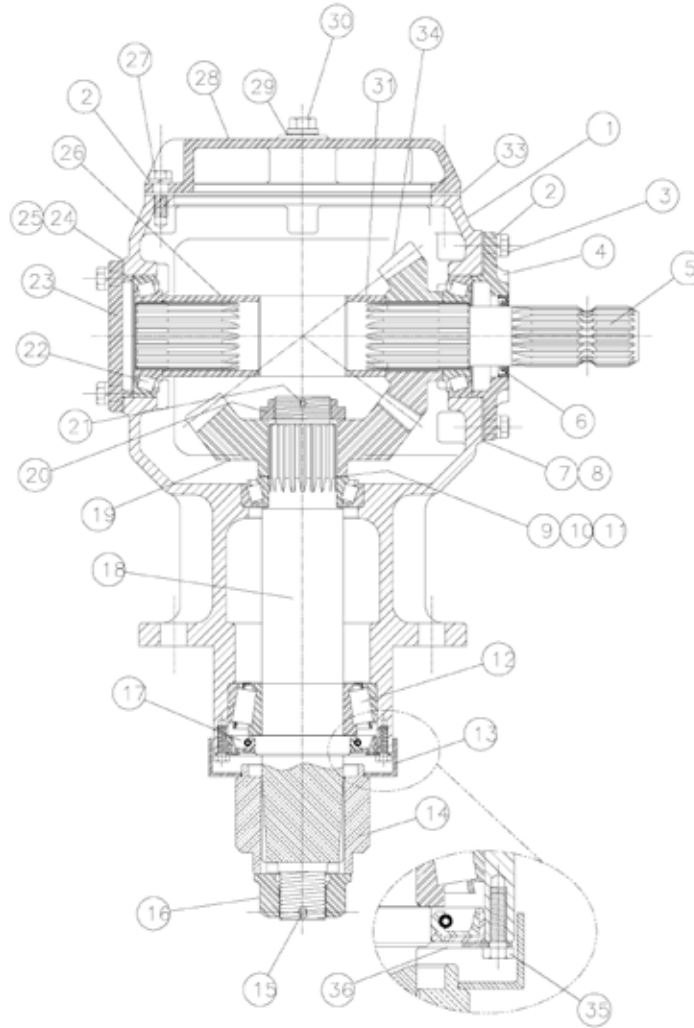
# 1.307 HD60/70 Gearbox



| DET. | PART NO | QTY | DESCRIPTION                |
|------|---------|-----|----------------------------|
| 1    | 18.073  | 1   | Housing                    |
| 2    | 7.001   | 8   | dia 10 Lockwasher          |
| 3    | 6.003   | 8   | Hex Head Screw             |
| 4    | 20.001  | 1   | Input Cap                  |
| 5    | 2.003   | 1   | Input Shaft                |
| 6    | 5.007   | 1   | Input Oil Seal             |
| 8    | 17.003  | VAR | Gear Adjusting Shim (0.50) |
| 9    | 8.006   | VAR | Input Cap Gasket (0.10)    |
| 11   | 10.016  | 1   | Gear Mounting Spacer       |
| 12   | 10.087  | 1   | Output Spacer              |
| 13   | 20.002  | 1   | Output Cap                 |
| 14   | 7.002   | 4   | dia 12 Lockwasher          |
| 15   | 6.002   | 4   | Hex Head Cap Screw         |
| 16   | 15.031  | 1   | AG - 2 1/2" Blade Hub      |
| 17   | 2.402   | 1   | Cotter Pin                 |

| DET. | PART NO | QTY | DESCRIPTION               |
|------|---------|-----|---------------------------|
| 18   | FST     | 1   | 1" UNF Hex Nyloc Nut      |
| 19   | 5.008   | 1   | Output Oil Seal           |
| 20   | 8.001   | VAR | Output Cap Gasket (0.10)  |
| 21   | 8.002   | VAR | Output Cap Gasket (0.25)  |
| 22   | 2.137   | 1   | Output Shaft              |
| 23   | 4.011   | 2   | Bearing Assembly          |
| 24   | 3.008   | 1   | 13 Tooth Gear             |
| 25   | 11.012  | 1   | Bearing Adjusting Nut     |
| 26   | 2.402   | 1   | Cotter Pin                |
| 27   | 4.017   | 2   | Bearing Assembly          |
| 28   | 9.012   | 2   | M18 Drain Plug            |
| 29   | 7.022   | 3   | Sealing Washer            |
| 30   | 10.001  | 1   | Spacer                    |
| 31   | 3.009   | 1   | 19 Tooth Gear             |
| 32   | 16.09   | 1   | AG - Super - 75 Dip Stick |
| 33   | 9.011   | 1   | M18 Vent Plug             |

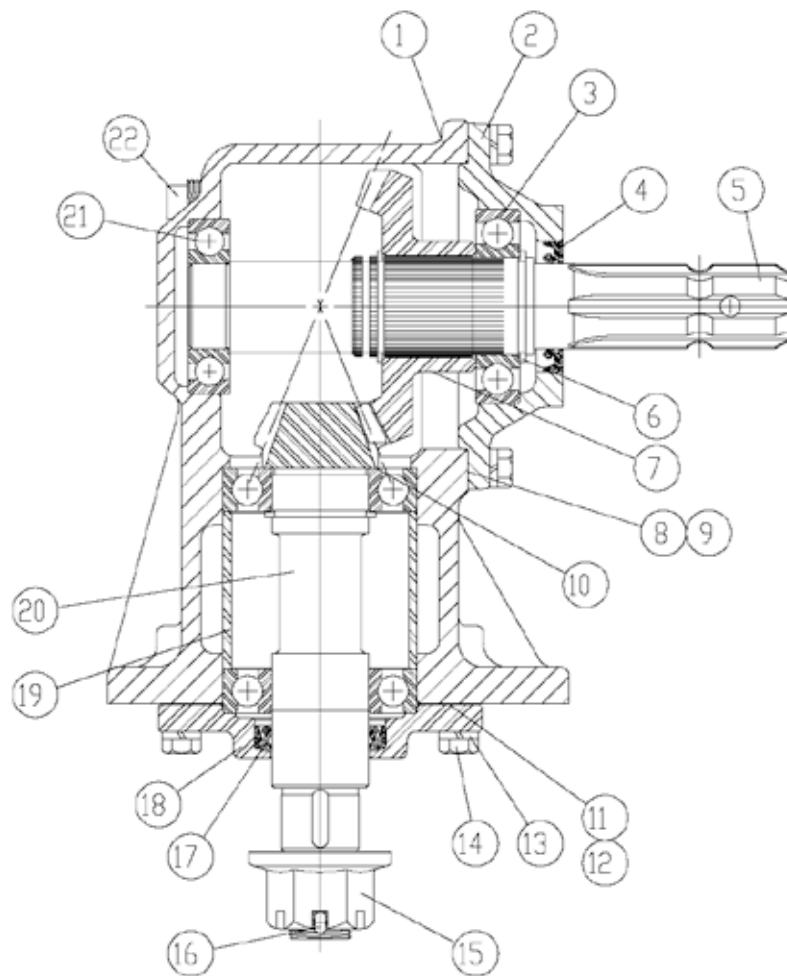
# 01-363 Jumbo & Titan Outer Gearbox



| DET. | ITG NO | QTY | DESCRIPTION                  |
|------|--------|-----|------------------------------|
| 1    | 18.084 | 1   | Housing                      |
| 2    | 7.001  | 18  | dia 10 Lockwasher            |
| 3    | FST    | 12  | M10 x 1.5 x 30 Hex Head Bolt |
| 4    | 20.093 | 1   | Input Cap                    |
| 5    | 2.173  | 1   | Input Shaft                  |
| 6    | 5.007  | 1   | Input Oil Seal               |
| 7    | 8.078  | VAR | Input Cap Gasket (0.10)      |
| 8    | 8.079  | VAR | Input Cap Gasket (0.25)      |
| 10   | 17.002 | VAR | Shim (0.30)                  |
| 11   | 17.003 | VAR | Shim (0.50)                  |
| 12   | 4.118  | 1   | Bearig Assembly              |
| 13   | 19.224 | 1   | AG-Super-200 Seal Protector  |
| 14   | 15.019 | 1   | Blade Hub dia 2 1/2"         |
| 15   | 12.024 | 1   | Cotter Pin                   |
| 16   | 11.05  | 1   | M36 Hex Slotted Flanged Nut  |
| 17   | 5.043  | 1   | Output Oil Seal              |
| 18   | 2.174  | 1   | Output Shaft                 |
| 19   | 3.155  | 1   | 25 Tooth Gear                |

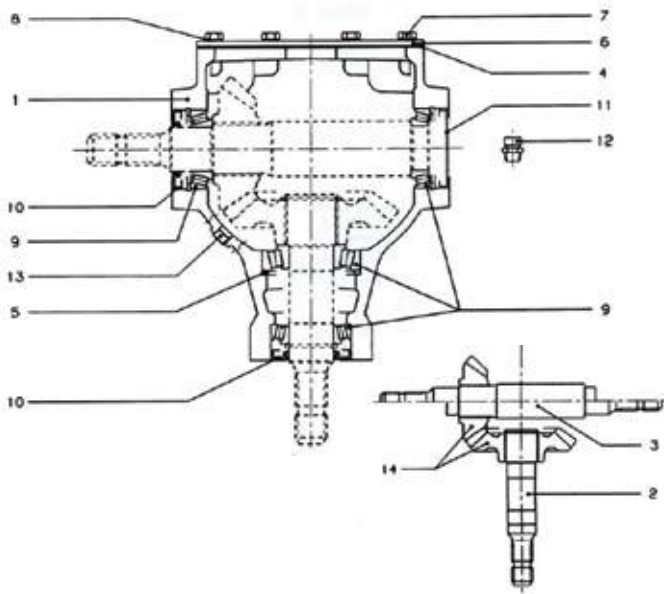
| DET. | ITG NO | QTY | DESCRIPTION                  |
|------|--------|-----|------------------------------|
| 20   | 11.012 | 1   | Bearing Adjusting Nut        |
| 21   | 2.402  | 1   | Cotter Pin                   |
| 22   | 4.011  | 3   | Bearing Assembly             |
| 23   | 20.094 | 1   | Blank Adjusting Cap          |
| 24   | 8.081  | VAR | Blank Cap Gasket (0.10)      |
| 25   | 8.082  | VAR | Blank Cap Gasket (0.25)      |
| 26   | 10.105 | 1   | Bearing Spacer               |
| 27   | FST    | 6   | M10 x 1.5 x 30 Hex Head Bolt |
| 28   | 20.098 | 1   | Inspection Cover Cap         |
| 29   | 7.022  | 2   | Sealing Washer               |
| 30   | 9.012  | 2   | M18 x 1.5 Hex Head Plug      |
| 31   | 10.001 | 1   | Input Shaft Spacer           |
| 32   | 16.089 | 1   | Dip Stick Breather Assembly  |
| 33   | 8.08   | 1   | Inspeciton Cover Gasket      |
| 34   | 3.154  | 1   | 19 Tooth Pinion              |
| 35   | FST    | 2   | M6 x 1 x 20 Hex Head Bolt    |
| 34   | 20.103 | 1   | Output Seal Plate            |

# 1-193 (1:2.83) Estate Finishing Mower



| ITEM  | PART NO.    | QTY | DESCRIPTION                      |
|-------|-------------|-----|----------------------------------|
| 1     | 18.01       | 1   | Housing                          |
| 2     | 20.007      | 1   | Input Cap                        |
| 3     | 4.03.101.03 | 3   | Ball Bearing 208                 |
| 4     | 5.02.106.06 | 1   | Input Oil Seal                   |
| 5     | 2.034       | 1   | Input Shaft                      |
| 6     | 21.012      | 3   | Retaining Ring                   |
| 7     | 3.043       | 1   | 34 Tooth Input Gear              |
| 8     | 8.004A      | VAR | Input Gasket (0.30)              |
| 9     | 8.004B      | VAR | Input Gasket (0.13)              |
| 10    | 17.004      | 1   | Pinion Adjusting Shim (0.20)     |
| 11/12 | 8.005B      | VAR | Output Gasket (0.13)             |
| 13    | 7.001       | 10  | dia 10 Lockwasher                |
| 14    | FST         | 10  | M10 x 1.5 x 25 Hex Head Bolt     |
| 15    | 11.008      | 1   | 1"-14 Slotted Flanged Hex Nut    |
| 16    | 2.402       | 1   | Cotter Pin                       |
| 17    | 5.04.105.33 | 1   | Output Oil Seal                  |
| 18    | 20-003      | 1   | Output Cap                       |
| 19    | 10-002      | 1   | Output Bearing Spacer            |
| 20    | 03-042      | 1   | 12 Tooth Output Shaft and Pinion |
| 21    | 04-004      | 1   | Ball Bearing 207                 |
| 22    | 09-002      | 1   | 1/2" Oil Fill Plug               |
| 23    | 09-005      | 1   | 1/8" Level Plug                  |

## 2150100G444 (1:1) Titan Centre Gearbox



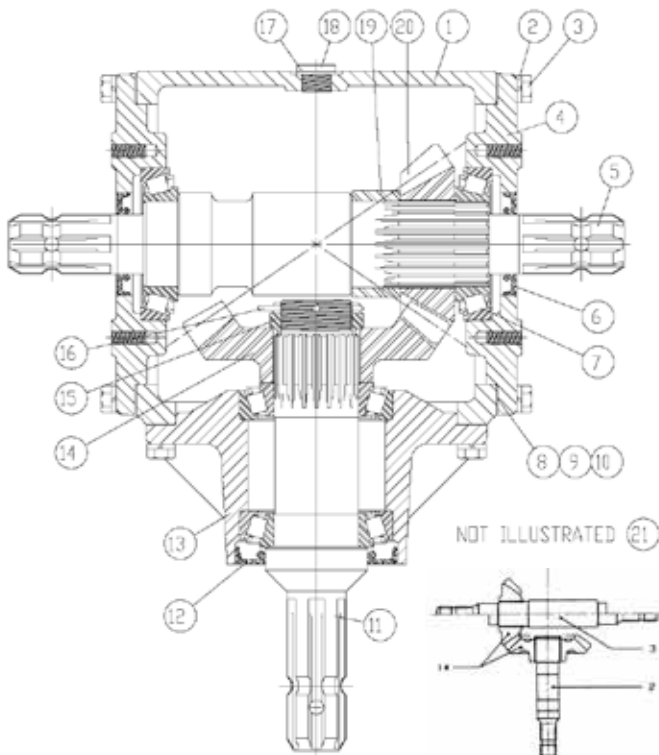
| ITEM | PART NO    | DESCRIPTION       |
|------|------------|-------------------|
| 2    | 295384009  | Input Shaft       |
| 3    | *          | Cross Shaft       |
| 4    | 298321400  | Shim              |
| 5    | 298411000  | Spacer            |
| 6    | 298625400  | Cap               |
| 9    | 354400050  | Bearing           |
|      | 354401050  | Bearing           |
|      | 354405050  | Bearing           |
|      | 354407040  | Bearing           |
| 10   | 355001050  | Oil Seal 50x90x10 |
|      | 355014040  | Oil Seal 40x90x10 |
| 14   | 448100722R | Gearset           |

## 01-126/01-666 Gearmower Centre Gearbox

01-126 GM 160-230 (1 3/8" x 6 SP Input)

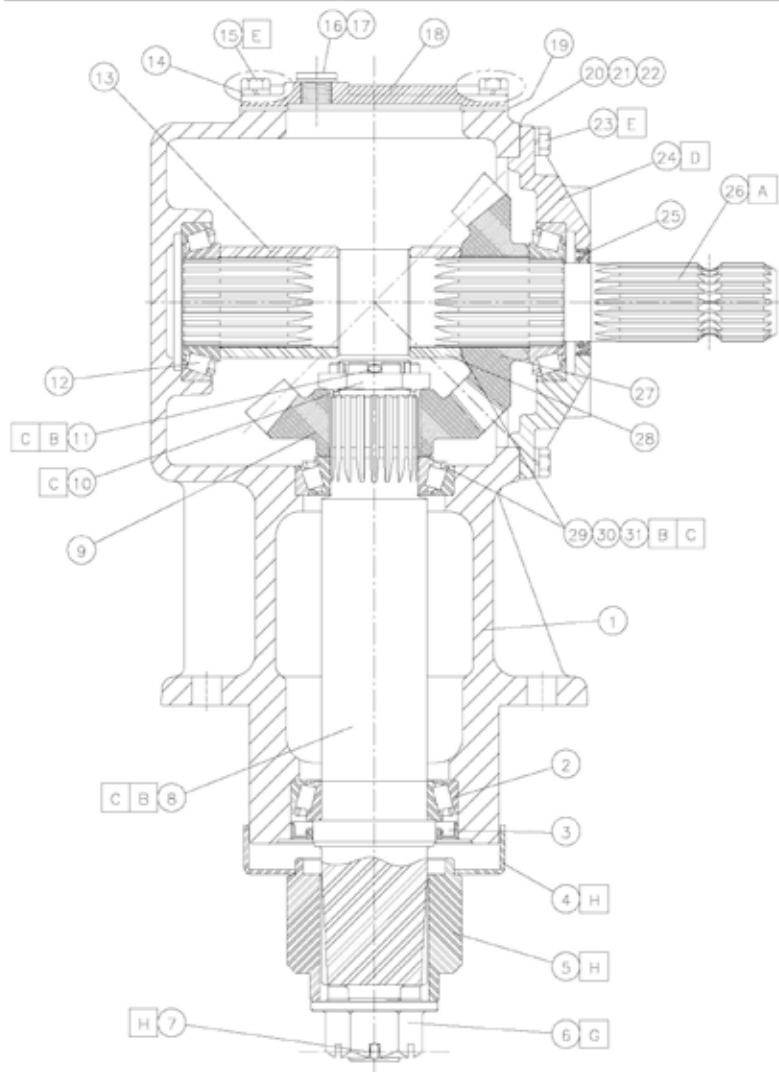
01-666 GM 270 (1 3/4" x 20 SP Input)

Ratio: 1.46



| ITEM  | PART NO.    | QTY | DESCRIPTION                       |
|-------|-------------|-----|-----------------------------------|
| 1     | 18020       | 1   | Housing                           |
| 2     | 7.001       | 24  | dia 10 Lockwasher                 |
| 3     | FST         | 24  | M10 x 1.5 x 30 Hex Head Cap Screw |
| 4     | 20.021      | 2   | Thru Cap                          |
| 5     | 2.045       | 1   | Thru Shaft                        |
| 6     | 5.04.112.12 | 2   | Oil Seal                          |
| 7     | 4.011       | 4   | Bearing Assembly                  |
| 8     | 8.006       | VAR | Gasket (0.30)                     |
| 11    | 2.017       | 1   | Input Shaft (1 " x 6 spline)      |
| 11/ a | 2.039       | 1   | 1 3/4" x 20 spline input shaft    |
| 12    | 5.012B      | 1   | Oil Seal                          |
| 13    | 20.018      | 1   | Input Hub Cap                     |
| 14    | 3.009       | 1   | 19 Tooth Gear                     |
| 15    | 11.012      | 1   | Bearing Adjusting Nut             |
| 16    | 2.402       | 1   | Cotter Pin                        |
| 17    | 7.022       | 4   | Sealing Washer                    |
| 18    | 9.013       | 3   | M18 x 1.5 Level Plug              |
| 19    | 10.001      | 1   | Spacer                            |
| 20    | 3.008       | 1   | 13 Tooth Gear                     |
| 21    | 9.011       | 1   | M18 x 1.5 Vent Plug               |

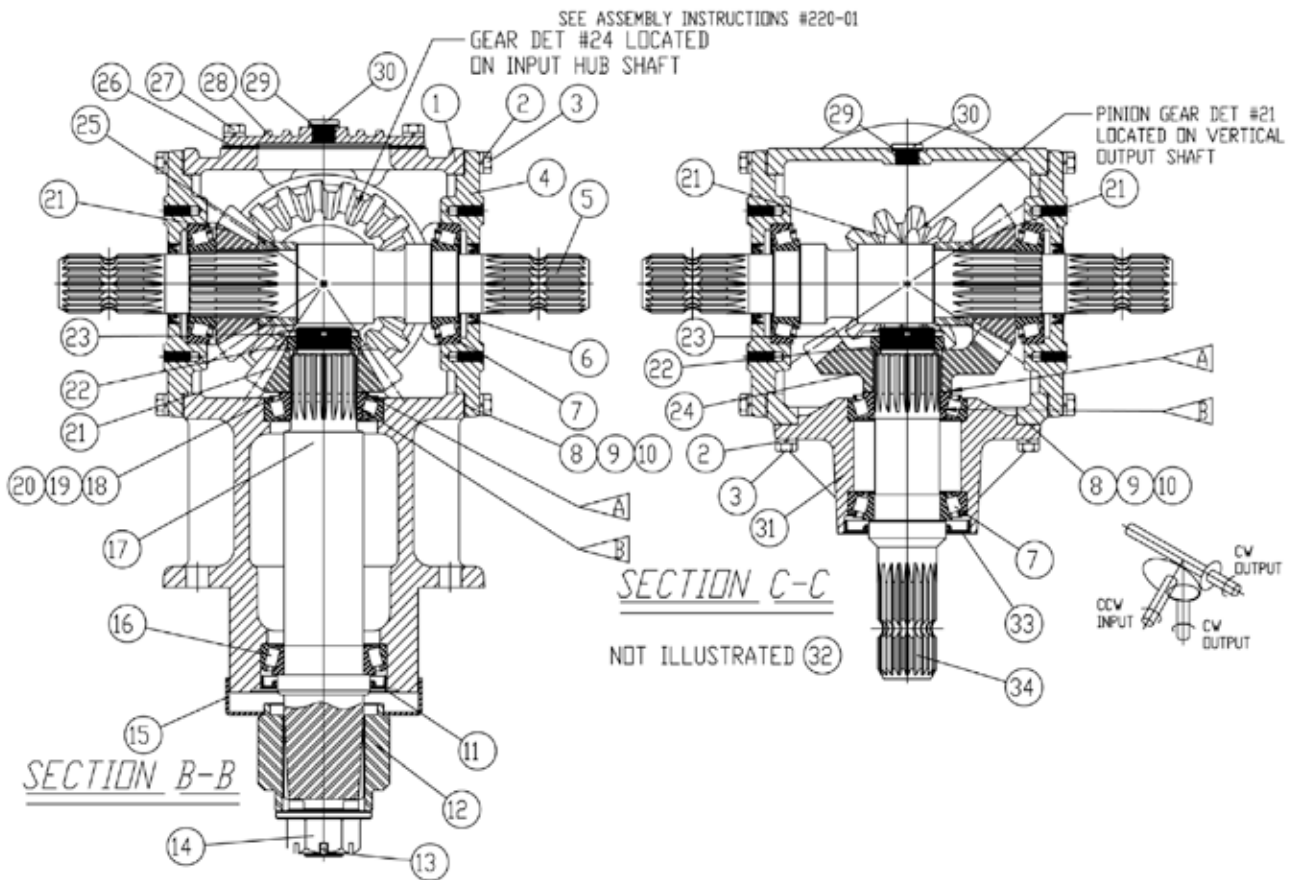
# 01-261 (1:1) Gearmower 300 Outer Gearbox



| DET. | ITG NO | QTY | DESCRIPTION           |
|------|--------|-----|-----------------------|
| 1    | 18.058 | 1   | Housing               |
| 2    | 4.084  | 1   | Bearing Assembly      |
| 3    | 5.030  | 1   | Output Oil Seal       |
| 4    | 19.099 | 1   | Seal Protector        |
| 5    | 15.019 | 1   | Blade Hub             |
| 6    | 11.029 | 1   | M30 x 2 Flange Nut    |
| 7    | 12.024 | 1   | Cotter Pin            |
| 8    | 2.113  | 1   | Vertical Output Shaft |
| 9    | 3.095  | 2   | 17 Tooth Gear         |
| 10   | 11.012 | 1   | Bearing Adjusting Nut |
| 11   | 2.402  | 1   | Cotter Pin            |
| 12   | 4.011  | 3   | Bearing Assembly      |
| 13   | 10.049 | 1   | Input Shaft Spacer    |
| 14   | 7.001  | 12  | dia 10 Lockwasher     |
| 15   | 6.010  | 4   | Hex Head Cap Screw    |
| 16   | 9.013  | 2   | M18 x 1.5 Level Plug  |

| DET. | ITG NO | QTY | DESCRIPTION                     |
|------|--------|-----|---------------------------------|
| 17   | 7.022  | 3   | Sealing Washer                  |
| 18   | 20.005 | 1   | Inspector Cover                 |
| 19   | 8.006  | 1   | Inspector Cover Gasket          |
| 20   | 8.006  | VAR | Gasket (0.10)                   |
| 21   | 8.007  | VAR | Gasket (0.25)                   |
| 23   | 6.003  | 8   | Hex Head Cap Screw              |
| 24   | 20.019 | 1   | Input Cap                       |
| 25   | 5.007  | 1   | Input Oil Seal                  |
| 26   | 2.077  | 1   | Input Shaft                     |
| 27   | 10.001 | 1   | Input Shaft Spacer              |
| 28   | 17.002 | VAR | Shim (0.30)                     |
| 30   | 17.003 | VAR | Shim (0.50)                     |
| 31   | 9.011  | 1   | M18 x 1.5 Pressure Relief Valve |

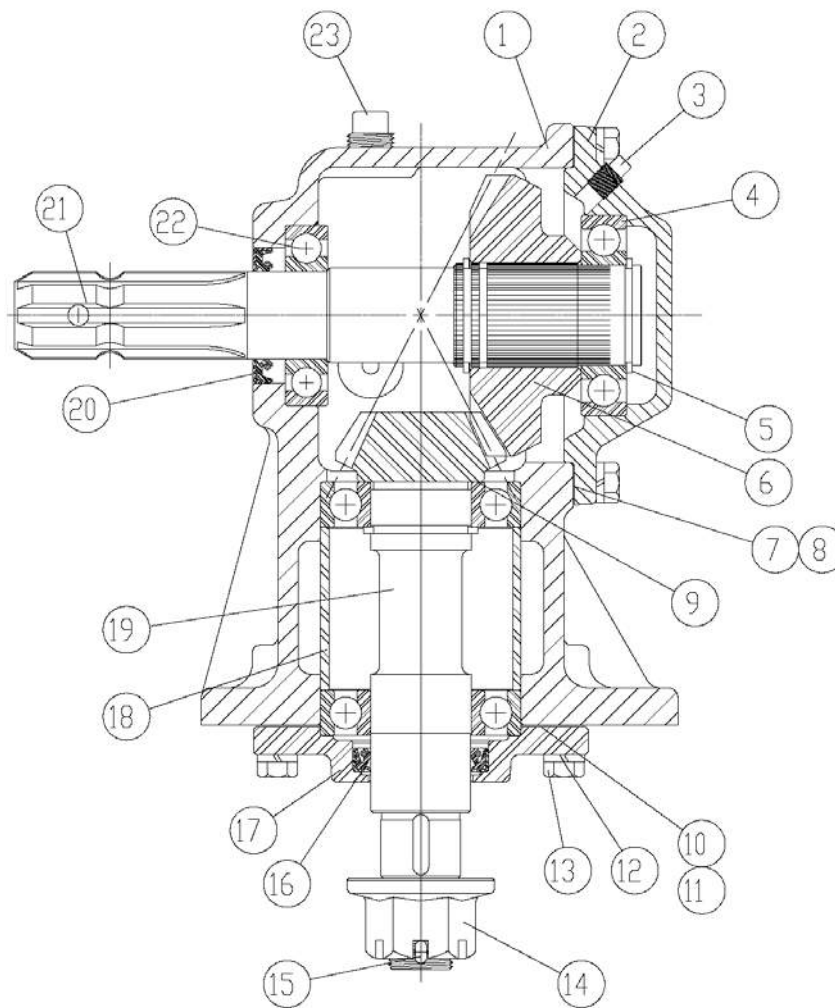
# 01-260 (1:1.46) Gearmower 300 Centre Gearbox



| DET. | ITG NO | QTY | DESCRIPTION              |
|------|--------|-----|--------------------------|
| 1    | 18.056 | 1   | Housing                  |
| 2    | 7.001  | 28  | dia 10 Lockwasher        |
| 3    | 6.003  | 24  | M10 x 1.5 x 30 Cap Screw |
| 4    | 20.021 | 2   | Output Thru Cap          |
| 5    | 2.041  | 1   | Output Thur Shaft        |
| 6    | 5.007  | 1   | Oil Seal Thru Shaft      |
| 7    | 4.011  | 5   | Bearing Assembly         |
| 8    | 8.006  | VAR | Gasket (0.10)            |
| 9    | 8.007  | VAR | Gasket (0.25)            |
| 11   | 5.03   | 1   | Oil Seal Vertical Shaft  |
| 12   | 15.019 | 1   | Blade Hub                |
| 13   | 2.402  | 1   | Cotter Pin               |
| 14   | 11.029 | 1   | M30 x 2 Flanged Nut      |
| 15   | 19.099 | 1   | Seal Protector           |
| 16   | 4.084  | 1   | Bearing Assembly         |
| 17   | 2.113  | 1   | Vertical Output Shaft    |
| 19   | 17.003 | VAR | Shim (0.40)              |

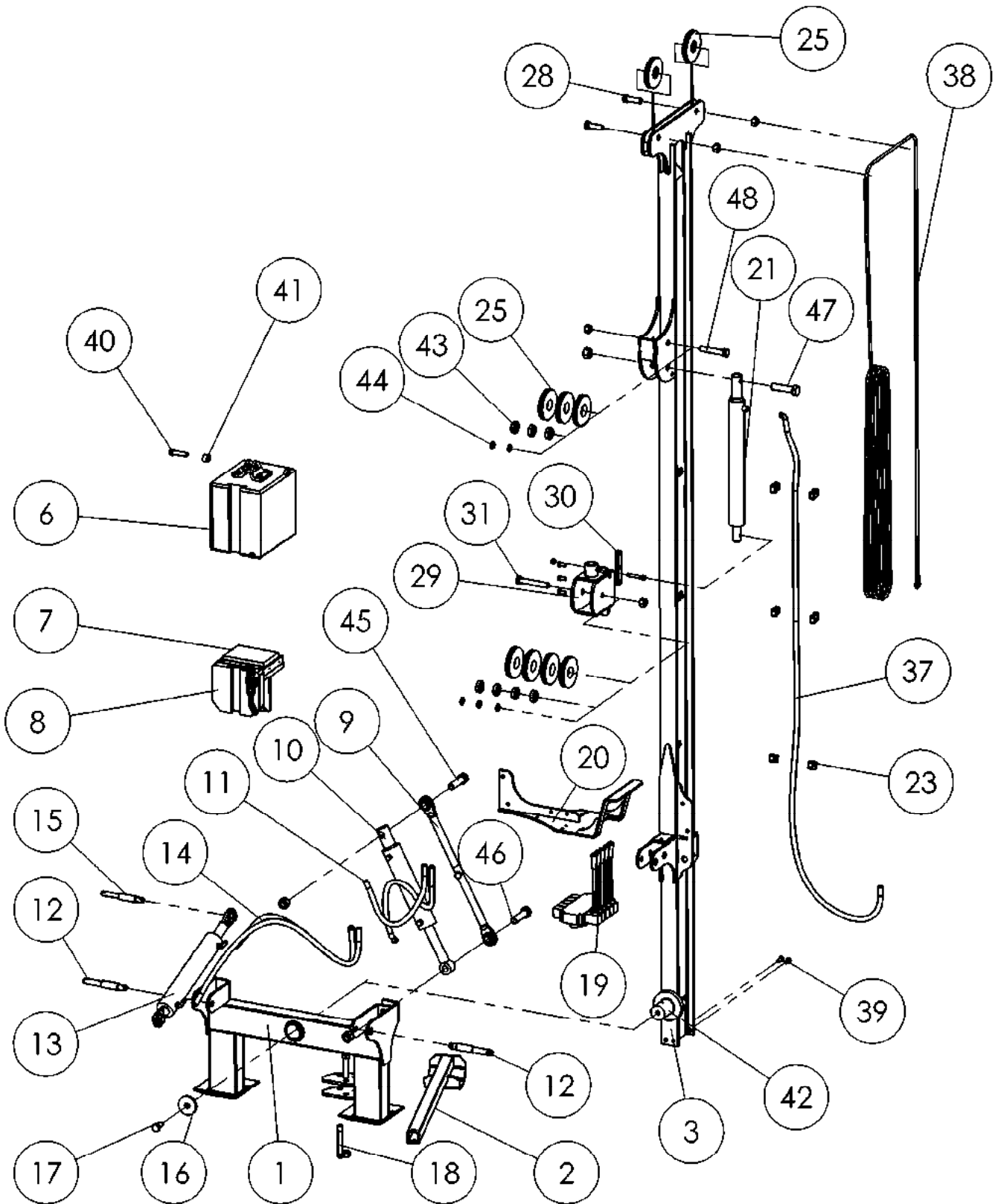
| DET. | ITG NO  | QTY | DESCRIPTION              |
|------|---------|-----|--------------------------|
| 21   | 3.008   | 2   | 13 Tooth Gear            |
| 22   | 11.012  | 1   | Bearing Adjusting Nut    |
| 23   | 2.402   | 2   | Cotter Pin               |
| 24*  | 3.009   | 1   | 19 Tooth Gear            |
| 25   | 10.001  | 1   | Spacer                   |
| 26   | 8.009   | 1   | Inspection Cover Gasket  |
| 27   | 6.01    | 4   | M10 x 1.5 x 20 Cap Screw |
| 28   | 20.005  | 1   | Inspection Cover         |
| 29   | 7.022   | 3   | Sealing Washer           |
| 30   | 9.013   | 2   | Level Plug               |
| 31   | 20.018  | 1   | Input Hub                |
| 32   | 9.011   | 1   | Vent Plug                |
| 33   | 05.012B | 1   | Oil Seal                 |
| 34   | 2.039   | 1   | Input Shaft              |

# 01-235 40HP Minipark Mower & M600/700



| REF | PART No     | QTY | DESCRIPTION                    |
|-----|-------------|-----|--------------------------------|
| 1   | 18.019      | 1   | Housing                        |
| 2   | 20.027      | 1   | Blank Cap                      |
| 3   | 9.005       | 2   | 1/8" Pipe Plug                 |
| 4   | 4.03.101.03 | 3   | Ball Bearing                   |
| 5   | 21012       | 3   | Retaining Ring                 |
| 6   | 3.003       | 1   | 29 Tooth Input Gear            |
| 9   | 17.004      | 1   | Steel Shim (0.20)              |
| 11  | 8.005B      | VAR | Output Gasket (0.13)           |
| 12  | 7.001       | 10  | dia 10 Lockwasher              |
| 13  | 6.008       | 10  | 3/8"-16 x 1" Cap Screw         |
| 14  | 11.005      | 1   | 1"-14 Slotted Flange Hex Nut   |
| 15  | 2.402       | 1   | Cotter Pin                     |
| 16  | 5.04.105.33 | 1   | Output Seal                    |
| 17  | 20.003      | 1   | Output Cap                     |
| 18  | 10.002      | 1   | Output Bearing Spacer          |
| 19  | 3.107       | 1   | 15 Tooth Output Shaft & Pinion |
| 20  | 5.02.106.06 | 1   | Input Seal                     |
| 21  | 2.034       | 1   | Input Shaft                    |
| 22  | 4.004       | 1   | Ball Bearing                   |
| 23  | 9.002       | 1   | 1/2" Pipe Plug                 |

# Hydrorammer Post Drivers Models: Farmer, Fencer & Contractor





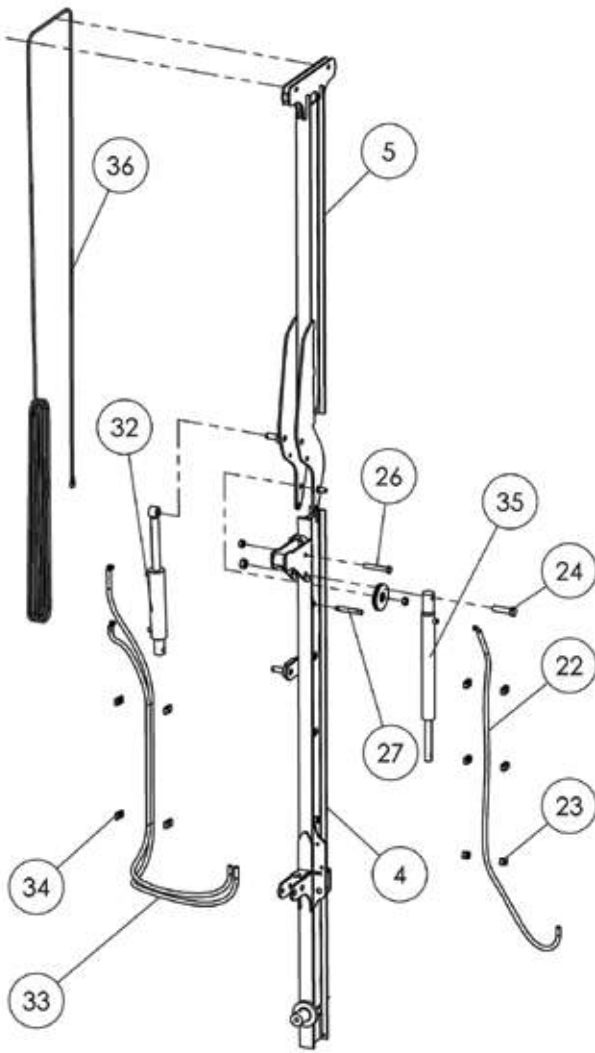
| ITEM NO | PART NO   | DESCRIPTION                                      |
|---------|-----------|--|
| 1       | 116029    | Rammer Base (Std)                                |
|         | 116030    | HD Rammer Base for Rock Spike Extractor          |
| 2       | 116028    | Storage leg                                      |
| 3       | 116601    | Main Mast for Farmer Model                       |
|         | 116601.01 | Forte Mast                                       |
|         | 116601    | Main Mast for Fencer Model (formerly Contractor) |
| 6       | 116014    | Hammer Weight, 180KG                             |
|         | 116019    | Hammer Weight, 32KG                              |
|         | 116016    | Hammer Weight, 230KG                             |
|         | 116017    | Hammer Weight, 280KG                             |
| 7       | 116006A   | Wooden Post Cap Insert                           |
|         | 116006    | Polypropelene Post Cap Insert                    |
| 8       | 116005A   | Safety Postcap Std                               |
|         | 116005B   | Safety Postcap Heavy duty                        |
|         | 116005C   | Forte Post Cap                                   |
| 9       | 116100    | Side Tilt - Manual Adjuster                      |
| 10      | 998001.01 | Side Tilt Ram - Hydraulic                        |
| 11      | 998001.02 | Side Tilt Hose Kit                               |
| 12      | 5044      | Lower Link Pin, Dual Category                    |
| 13      | 998002.01 | Top Link Ram                                     |
| N/S     | 998002.03 | Long Hydraulic Toplink Ram                       |
| 14      | 998002.02 | Top Link Ram Hose Kit                            |
| 15      | 5043      | Top Link Pin, Dual Category                      |
| 16      | 116018    | Heavy Retaining Washer                           |
| 17      | 116608    | Greasable Pivot Pin Bolt M20                     |
| 18      | 5040      | Storage Leg Pin                                  |
| 19      | 116025    | Hydraulic Control Bank, 3B                       |
|         | 1160233   | Single Bank Velve                                |
|         | 116026    | Hydraulic Control Bank, 4B                       |
|         | 116027    | Hydraulic Control Bank, 5B                       |
|         | 116031    | Hydraulic Control Bank, 6B                       |
| *       | 116025-01 | Handle Repair Kit                                |

| ITEM NO | PART NO   | DESCRIPTION                          |
|---------|-----------|--------------------------------------|
| 20      | 116600    | Valve Mount Bracket                  |
|         | 116605    | Bullseye Level (adhesive)            |
| 21 *    | 715036.01 | Main Lift Ram (4m Mast)              |
| N/S     | 715056    | Seal Kit for Main Ram (1 1/4" spear) |
|         | 715056.01 | Seal Kit for Main Ram (2" spear)     |
|         | 715056.06 | Main Ram Spear only (2")             |
|         | 715056.02 | 'Argie' Model Ram Sed Kit (2")       |
| 23      | 1173A     | 20mm Hose Clamp                      |
|         | 1173      | 22mm Hose Clamp                      |
| 25      | 116012    | Wire Rope Pulleys (9x)               |
|         | 811062    | Pulley Bearing                       |
| 28      | FST       | Top Pulley Mount Bolt (M20x70)       |
| 29      | 116011    | Sliding Pulley Block                 |
| 30      | 116011.01 | Pulley Block Slider Plate            |
| 31      | FST       | Bolt and Nut for Pullies (M20x130)   |
| 38      | 840013    | Wire Rope Kit For 4M Mast            |
| 37      | 999005.02 | Lift Ram Hose                        |
| 39      | FST       | Hammer Stop Bolts M12 x 35           |
| 40      | FST       | Hammer Attach Bolt M16 x 70          |
| 41      | 116014.02 | Hammer Attach Bush                   |
| 42      | 46002     | Weld on Mast Pivot Boss              |
| 43      | 811062    | Pulley Bearings                      |
| 44      | 116013    | Pulley Spacers (6mm)                 |
| 47      | 10040     | Mounting Pin                         |
| 48      | FST       | Pulley Mounting Bolt/nut (M20x110)   |
| 45/46   | 10040     | Mounting Pin                         |
| N/S     | 1164      | 1/2" Male Q-r Coupling               |
| N/S     | 1166      | 1/2" Female Coupler                  |
| N/S     | 5603      | Lynch Pin                            |
| N/S     | 998002.04 | Top Link Extension Bracket           |
| N/S     | 116025.02 | Closed Circuit Bung for Valve        |

**NOTES:**

1. See following page for Valve Handle parts.
2. Always quote number stamped on ram if ordering parts.
3. See Page 69 for Hydraulic sideshift base and rock spike park breakdown.

## Fencer / Contractor 4.5m Folding Mast



| ITEM NO | PART NO   | DESCRIPTION                          |
|---------|-----------|--------------------------------------|
| 4-5     | 116602.01 | 4.5m Folding Mast (2pce)             |
| 22      | 999005.02 | Main Ram Hose                        |
| 23      | 1173      | Hose Clamp                           |
| 26      | B20130    | Pulley Mounting Bolt / Nut (M20x130) |
| 24      | 10040     | Main Ram Mount Pin                   |
| 27      | 116602.02 | Mast Fold Lock Pin                   |
| 32      | 998001.01 | Hydraulic Ram (Mast Fold)            |
| 33      | 998007    | Hose Kit for Fold Ram                |
| 34      | 1177      | Hose Clamp                           |
| 35      | 715037.01 | Main Ram (4.5m Mast)                 |
|         | 715056.01 | Ram Seal Kit (2" spear)              |
| 36      | 840015    | Wire Rope Kit for 4.5m Mast          |

## Post Driver Valve Spare Parts



**116025.01**



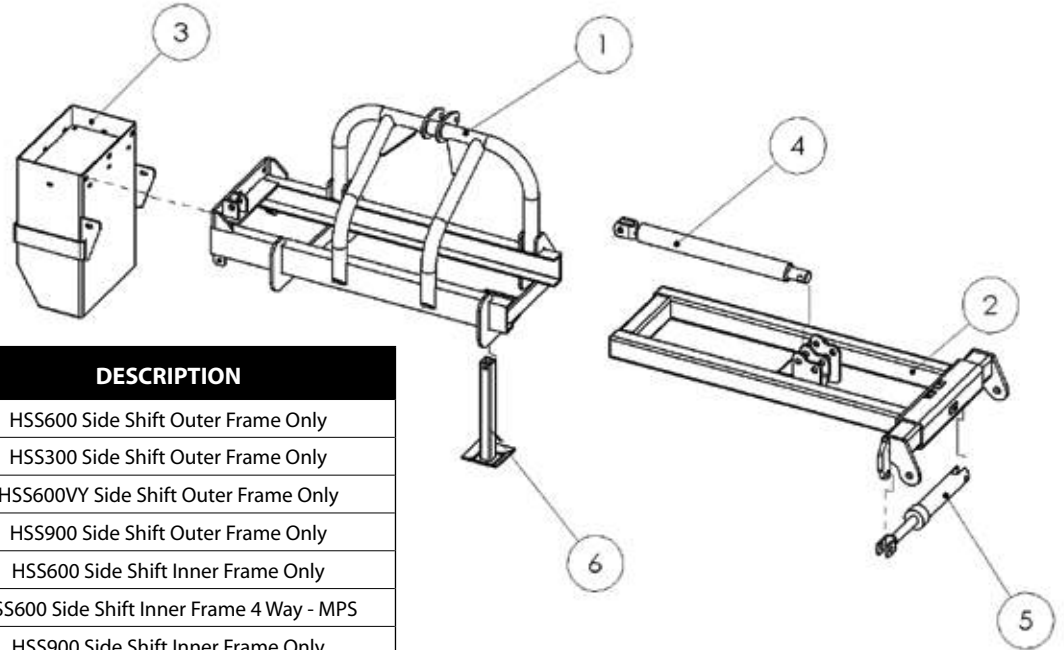
**116025 LH**



**116025 PS**

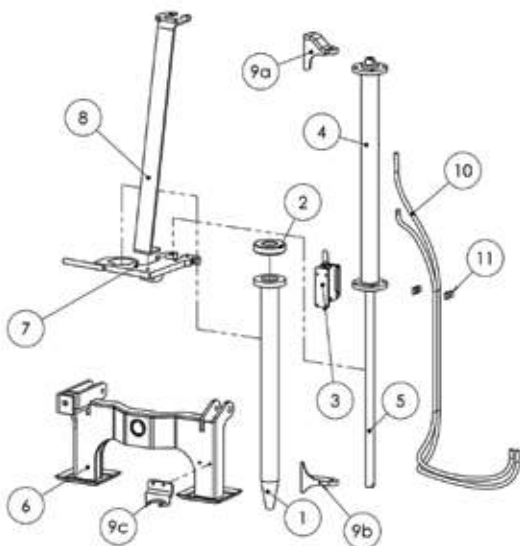
| ITEM NO | PART NO   | DESCRIPTION                      |
|---------|-----------|----------------------------------|
| Left    | 116025.01 | Complete Valve Handle Repair Kit |
| Centre  | 116025 LH | Lever Housing and Bolts only     |
| Right   | 116025 PS | Lever Pivot Stern and Bolt Only  |

# Hydraulic Side Shift Bases



| ITEM NO | PART NO   | DESCRIPTION                               |
|---------|-----------|---|
| 1       | A8245.01  | HSS600 Side Shift Outer Frame Only        |
|         | A8250.01  | HSS300 Side Shift Outer Frame Only        |
|         | 20164105  | HSS600VY Side Shift Outer Frame Only      |
| 1A      | A8248.01  | HSS900 Side Shift Outer Frame Only        |
| 2       | A8245.02  | HSS600 Side Shift Inner Frame Only        |
|         | A8245.03  | HSS600 Side Shift Inner Frame 4 Way - MPS |
|         | A8248.02  | HSS900 Side Shift Inner Frame Only        |
|         | A8248.03  | HSS900 4WAY Inner Side Shift Frame Only   |
|         | A8250.02  | HSS300 Side Shift Inner Frame Only        |
|         | 20164104  | HSS600VY Side Shift Inner Frame Only      |
| 3       | A8245.04  | HSS600 Side Shift Counterweight Bucket    |
|         | A8250.04  | HSS300 Side Shift Counterweight Bucket    |
|         | A8248.04  | HSS900 Counterweight Bucket Only          |
|         | 20164106  | HSS600VY Counter Weight Bucket Only       |
| 4       | 998004.01 | Main Hydrashift Ram                       |
|         | 998004.03 | Narrow S/Shift Ram                        |
| 4A      | 998004.04 | HSS900 Hydra-Side Shift Ram               |
| 5       | 10015     | Hydraulic Side Tilt Ram 4-way (MPS)       |
| 6       | A8245.01L | Sideshift Frame Leg Only (Silver)         |
|         | 20164088  | HSS600VY Frame Leg Only (Black)           |

# Hydraulic Rock Spike Extractor



| ITEM NO | PARTS NO  | DESCRIPTION                                |
|---------|-----------|--|
| 1       | RS/90     | HD Solid 90mm DIA Rockspike c/w Nylon Cap  |
|         | RS/120    | HD Solid 120mm DIA Rockspike c/w Nylon Cap |
| 2       | 36005     | Nylon Block Insert for Rock Spike          |
| 3       | 34014     | Fencer Homing Clip Handle Bracket          |
|         | 34014F    | Forte Homing Clip Bracket                  |
| 4       | 715038.1  | Rock Spike Extractor Ram 1.0mtr            |
|         | 715038.01 | Seal kit for Main Rockspike Ram            |
| 4A      | 715038.12 | Rock Spike Extractor Ram 1.2mtr            |
| 5       | 116030    | Forte HD Rock-Spike Rammer Base            |
| 6       | 34002F    | Forte Rockspike Extractor Arm              |
| 7       | 34008     | Fencer Rockspike Extractor Arm             |
| 8       | 34005     | Fencer Rockspike Cylinder Brace            |
| 10      | A8241     | Rock Spike Ram Hose Kit                    |
| 11      | 1173      | Hose Clamp 22MM PIRTEK                     |